

EQUITY PAY IN NETWORKED TEAMS

KRISHNA DASARATHA, BENJAMIN GOLUB, AND ANANT SHAH

ABSTRACT. Workers contribute effort toward a team output. Each worker’s effort is complementary to the efforts of specific collaborators. A principal motivates workers by paying them shares of the output. We characterize the principal’s optimal allocation of shares. It satisfies a *balance* condition: for any agent exerting effort, the (complementarity-weighted) sum of shares held by that agent’s collaborators is equal. Moreover, the subset of agents induced to work have tight-knit complementarities: any two members are collaborators or share a common collaborator. We apply our results to study how compensation and output depend on the exogenously given network of complementarities.

1. INTRODUCTION

A popular method of motivating the members of a team to work toward a common goal is giving them shares of the returns of their project—*equity pay*. How should the design of such incentives depend on the structure of the team? What kinds of teams work best under equity pay?

We examine these questions in a model of a team working to produce a joint output. Each worker chooses a level of effort, represented as a nonnegative real number, at an increasing marginal cost. The contribution of a worker’s effort to the joint output is increasing in the efforts of specific other, complementary, workers—that agent’s collaborators. The network of collaboration relationships—which can be arbitrarily heterogeneous in their configuration and strength—is exogenously given. We adapt a canonical model of the network game, in which equilibrium efforts are uniquely determined by tractable formulas once agents’ incentives for effort are specified (Ballester, Calvó Armengol, and Zenou, 2006).

Our study is about the design of these incentives. Because efforts cannot be directly contracted on, the principal motivates the agents to work by giving each worker an equity stake—a certain share of the project output. This allocation

Date: October 14, 2023.

Dasaratha: Boston University. Golub and Shah: Northwestern University. We thank Yann Calvó López and Vitalii Tubdenov for excellent research assistance. For valuable comments we are grateful to (in random order) Ilya Segal, George Mailath, Aravindan Vijayaraghavan, Stephen Morris, Omer Tamuz, Marina Halac, Thomas Steinke, Nageeb Ali, Marzena Rostek, Jacopo Perego, Juan Ortner, Alex Frankel, Alex Wolitzky, Wojciech Kopczuk, Jason Hartline, Erik Madsen, Evan Sadler, Adam Szeidl, Shengwu Li, Michael Ostrovsky, Elliot Lipnowski, Melika Liporace, Piero Gottardi, and Michael Powell, as well as many seminar participants.

of shares determines the payoffs of the network game described above and thus the equilibrium levels of effort. The principal decides how much equity in the project to use for incentive pay, as well as how to divide that amount among the workers. We show that the contract shapes both a worker’s “direct” incentive for effort—the part independent of others’ actions—and the strategic linkages among the agents. An agent who is given more equity becomes more directly motivated to contribute to the project, and also more strategically responsive to collaborators’ efforts, because the agent cares more about the contribution to project success arising from complementarities with them. Our results characterize the principal’s optimal equity allocation.

The results can be divided into three categories. The first set concerns the intensive margin: among those agents who receive equity, how much should they get? How do their positions in the network of exogenously given complementarities determine their optimal equity pay? The second set concerns the extensive margin. It turns out that the optimal team motivated by equity pay may be a subset of the potential contributors. We study the principal’s problem of choosing this optimal team. The third set of results focuses on some implications of applied interest, examining how equity shares and equilibrium outcomes vary with the network structure and the strength of complementarities.

Intensive margin. We first study the intensive margin of the principal’s contracting problem. *Active* agents in a certain allocation are defined as those who receive equity shares; these are precisely those who exert effort in equilibrium, since the incentive to work in our model comes only from equity pay. Our first results characterize the optimal allocation among these agents in terms of a weighted network. The links in this network are collaborations and the weight of a link is the strength of the associated complementarity. Linked agents are also called neighbors. We show the optimal equity allocation satisfies a *neighborhood balance* condition: For any active agent, adding up equity holdings across his neighbors, weighted by the strengths of their links with the agent, gives the same number.

The optimal allocation also features *balanced neighborhood actions*: each active agent faces the same weighted sum of neighbor actions (with the weighting done as just described). We show the balanced neighborhood equity and action conditions are together equivalent to the principal’s first-order conditions. Satisfying the balance conditions turns out to equalize the spillover effects, and ultimately the value to the principal, of inducing any active agent to work more.

The endogenous equalization of incentives and activity across active neighborhoods is notable. In standard models of games with network complementarities (see below for a brief discussion of the literature), a theme is that more central agents and communities have higher incentives and higher neighborhood activity in equilibrium. In our setting, within the set of active agents, this inequality is

mutated in the optimal equity contract: the principal has incentives to allocate equity so as to balance out both incentives and activity at the neighborhood level in the way we have described. In our discussion of the literature below, we comment on how this changes the analysis relative to canonical studies of network games.

The neighborhood balance result permits an explicit characterization of the share of equity each agent receives under the optimal allocation. The result can be reformulated as stating that an agent’s share is proportional to a certain measure of that agent’s centrality in the subnetwork of active agents. A vector \mathbf{x} is called an *equity centrality vector* for a network with weight matrix \mathbf{W} if $\mathbf{W}\mathbf{x} = \mathbf{1}$, where $\mathbf{1}$ is the column vector of all ones. Equity centralities exist and are uniquely determined ($\mathbf{x} = \mathbf{W}^{-1}\mathbf{1}$) whenever \mathbf{W} is invertible—a property that holds generically. Our results also imply that, at the principal’s optimal allocation, active agents’ equilibrium *actions* are proportional to their equity centralities within the subnetwork of active agents.

Extensive margin. The above results solve for optimal equity allocations given an active set, i.e., a set of agents receiving positive equity shares. To characterize optimal contracts fully, however, we must also optimally choose the active set, which need not contain all agents. This discrete optimization problem requires new insights beyond the intensive margin analysis.

We make progress by first reducing the principal’s problem to a simple-to-state quadratic program. The reduction allows us to deduce two results implying considerable structure on the active set. Substantively, we find that highly connected subnetworks are optimal for the principal. Our first result on this is that under any optimal allocation, any two active agents have a direct complementarity or both have complementarities with some shared active neighbor. In graph-theoretic terms, this says that the active set has a diameter of at most two in the complementarity network. A way of summarizing this result is that an optimal active set should be sufficiently “tight-knit.” We give a rough intuition. When equity is given to members of a tight-knit group, the incentives given to one member also motivate effort by the others due to spillovers. On the other hand, if a fixed amount of equity is allocated to two subsets of agents that are not tightly linked in the complementarity network, then the equity allocated to one subset dilutes the incentives of the other without a strong counteracting beneficial effect of spillovers. Thus, a principal prefers to “concentrate” incentives and focus them on a single highly complementary group. This force is seen even more sharply in our second main result in this section, when we restrict attention to the standard benchmark of unweighted networks—in which all non-zero complementarities have the same strength. In this case, any maximum clique (the largest subnetwork that can be found where there are complementarities between *all* pairs of agents) is an optimal active set.

Our overall interpretation of these results is that when a firm bases incentives on a single joint outcome, teams with dense complementarities outperform more dispersed teams. A further implication is that the principal often prefers to make a small team exert large efforts in order to best leverage complementarities, rather than eliciting less per-capita effort from a larger group with more diffuse complementarities (even if those complementarities are stronger in many other senses). Under convex effort costs, we will see that this can entail a considerable loss in agent welfare compared with other policies yielding somewhat less output.

Implications. Our final set of results explores some implications motivated by applied questions about the structure of teams and their compensation.

An important set of questions concerns how optimal equity pay and team performance depend on the network and the strength of complementarities. Our expression for equity centrality lets us calculate explicitly how the optimal shares vary as the network changes. These comparative statics show that equity centrality can behave quite differently from measures such as Bonacich centrality that characterize outcomes in network games with exogenous incentives. In particular, monotonicity properties, whereby strengthening one's network links necessarily increases centrality, do *not* hold for equity centrality. We illustrate this non-monotonicity and others in examples of three-agent networks. An implication is that investments which strengthen complementarities, though they may be beneficial for aggregate output, are not necessarily in agents' own interests—and this can occur even if the investments are not costly for the agents.

Questions of network design are interesting more generally. Which links are most valuable to the principal? To make some progress toward understanding this issue, we ask how strengthening links between agents affects the team's probability of a successful outcome. This comparative static takes a surprisingly simple form: the increase in expected output from strengthening a link is proportional to the product of the equity shares allocated to the two agents involved. So if the principal can strengthen some complementarities, it is most valuable to focus on connections between agents who are already (equity) central.

A final, practically important, question is how much equity a firm should devote to compensation. The trade-off is that allocating more equity to the team elicits more effort from them, but the principal gets a smaller share of the resulting pie. How a principal manages this trade-off depends on the environment, including the network and the strength of complementarities. Our last result gives conditions under which a principal wants to distribute more shares to agents when complementarities are stronger. Intuitively, stronger complementarities make team performance more responsive to the total amount of equity compensation, since each share now drives more additional effort through spillovers. This force pushes toward allocating more equity toward compensation, and we give conditions under which it is the dominant one.

Literature. We close with a brief discussion of relevant literature and the nature of our contribution. The literature on network games is extensive, going back to seminal papers including Goyal and Joshi (2003), Ballester et al. (2006), and Galeotti, Goyal, Jackson, Vega-Redondo, and Yariv (2010). Models with linear best responses have become a focal point due to their tractability, connections to network centrality measures that are of independent interest, and amenability to empirical work. Considerable progress has occurred since the last major surveys, such as Jackson and Zenou (2015), Bramoullé and Kranton (2016), and Zenou (2016).¹ However, the study of how network complementarities interact with the design of incentive schemes—while a topic of obvious theoretical interest and practical relevance—is in its early stages. For example, Belhaj and Deroian (2018) studies a problem where the principal is constrained to target a single agent and offer a contract. Shi (2022) studies a model in which the network affects output via a distinct “helping effort” that agents can exert to change others’ marginal costs of effort (rather than direct complementarities as in our model).

We contribute to this literature both by posing a tractable optimal contracting problem in a canonical network game model and by deriving a sharp description of incentives and behavior at the optimum (in arbitrary networks) quite different from any appearing in the works just mentioned. At a technical level, our problem has an interesting complication. Most network game analyses have a fixed network of strategic spillovers, describing how an agent’s best-response action (or some other analogous variable) depends on others’ actions. When a planner intervenes to change nodes’ incentives in these models—as for example in Galeotti, Golub, and Goyal (2020), Leister, Zenou, and Zhou (2022), or Parise and Ozdaglar (2023)—the interventions typically affect a node’s “individual” or “standalone” incentive, and do not change the spillover network. However, in our setting, when a principal varies the equity stakes that different agents hold, the effective network of spillovers determining equilibrium behavior also changes. For example, when an agent receives a larger share of the group output, he cares more about the contribution to team performance due to the complementarity with each of his neighbors. This makes him more strategically sensitive to those neighbors’ efforts. The resulting endogeneity makes the principal’s optimization problem substantially richer than it would be with a fixed spillover network. It is therefore interesting that the model nevertheless affords a simple characterization of optimal interventions in terms of the exogenous complementarity network.

Our work also ties into a large literature on the design of incentives, going back to Holmstrom’s (1982) seminal contribution on incentives for teams when individual effort is not observable or not contractible. Within this literature

¹For some recent work on this type of model and closely related ones, see, e.g., Bramoullé and Ghiglino (2022), Frick, Iijima, and Ishii (2022), Matouschek, Powell, and Reich (2022), and Cerreia-Vioglio, Corrao, and Lanzani (2023).

we are closest to [Bernstein and Winter \(2012\)](#), which analyzes optimal incentives to induce all agents to exert effort in a binary-action game with network spillovers.² We note two differences. First, the binary-action game in [Bernstein and Winter \(2012\)](#) admits multiple equilibria for many parameters, and the focus of their analysis is unique implementation of the maximal action profile across all equilibria. We instead consider a framework with a unique equilibrium and design incentives that maximize performance at that equilibrium. Second, network structure affects the optimal contract in [Bernstein and Winter \(2012\)](#) primarily in environments where incentive spillovers are asymmetric within pairs. On undirected networks like the ones we study, their model features a lot of multiplicity in optimal contracts: the identity of the “leaders” given the strongest incentives is not constrained by the network. In our model, by contrast, optimal contracts on a given undirected network depend intricately on the network structure and typically must motivate specific (network-determined) agents more than others.

2. MODEL

There are n agents, $N = \{1, 2, \dots, n\}$, and one principal. The agents take real-valued actions $a_i \geq 0$. Denote the joint action profile by $\mathbf{a} = (a_1, \dots, a_n)$. To represent the complementarities among the agents, we define a weighted network with adjacency matrix \mathbf{G} , so $G_{ij} \geq 0$ is the weight of the link from i to j . The neighborhood of agent i is $N(i) = \{j : G_{ij} > 0\}$. We call a network *unweighted* if $G_{ij} \in \{0, 1\}$ for all i and j .

Agents jointly work on a project which either succeeds or fails. Let $S \in \{0, 1\}$ be a binary random variable corresponding to project success, realized after all choices are made. We assume the probability of success is $P(Y)$, where $Y(\mathbf{a})$ is called the *team performance* and $P : \mathbb{R}_{\geq 0} \rightarrow [0, 1)$ is strictly increasing, concave, and twice differentiable. The team performance depends on agents’ actions \mathbf{a} , the network \mathbf{G} , and a parameter β describing the strength of complementarities. It is the sum of a term that is linear in actions—corresponding to agents’ standalone contributions—and a quadratic complementarity term:

$$(1) \quad Y(\mathbf{a}) = \sum_{i \in N} a_i + \frac{\beta}{2} \sum_{i, j \in N} G_{ij} a_i a_j.$$

A successful project produces an output, whose value we normalize to 1, whereas a failed project produces a value equal to zero.

Throughout, we take the matrix \mathbf{G} to be symmetric, or equivalently the network to be undirected. Because all payoffs will only depend on \mathbf{G} through the team performance $Y(\mathbf{a})$, this assumption is without loss of generality (as we can

²Related implementation problems are studied in [Halac, Kremer, and Winter \(2020\)](#), who consider heterogeneous agents without a network structure, and [Lu and Song \(2022\)](#), who model network monitoring rather than network spillovers.

replace \mathbf{G} with $(\mathbf{G} + \mathbf{G}^T)/2$ without changing team performance). We also assume \mathbf{G} is not identically zero.

The principal observes the project outcome but does not observe agents' actions. (When we use pronouns, we use "she" for the principal and "he" for an agent.) To incentivize effort, the principal offers a contract, which specifies a non-negative transfer $t_i(S)$ to each agent that can depend on the project outcome. Agents maximize the expectation of the following payoff, which is quasi-linear in monetary transfers and has a quadratic cost of effort:

$$u_i = t_i(S) - \frac{a_i^2}{2}.$$

The environment (including the network and contract) are common knowledge among agents, and the network and complementarity parameter are known to the principal when she is choosing the contract.

2.1. Objectives. We will see in [Section 3.1](#) that, given any contingent payments, there is a unique Nash equilibrium, which we call \mathbf{a}^* . The principal optimizes over contracts, expecting this equilibrium to be played. In this section, we define two objectives for the principal; our results will apply to both objectives, except where we explicitly state otherwise.

Under the *residual profit* objective, the principal maximizes the expected value of project success (which is the probability of success times the value, normalized to 1, of a successful project) minus payments to agents

$$P(Y(\mathbf{a}^*)) - \mathbb{E} \left[\sum_{i \in N} t_i(S) \right].$$

It turns out to be optimal to give all agents a transfer of zero when the project fails (as we will argue formally in [Section 3.1](#)), so without loss of optimality we can consider contracts as transfers $\boldsymbol{\sigma} = (\sigma_1, \dots, \sigma_n)$ to each agent when the project succeeds. We will interpret these payoffs as equity shares in the project's value. Rewriting the expected residual profit of the principal, the residual profit maximization problem can be written as

$$(RP) \quad \text{choose } \boldsymbol{\sigma} \text{ to maximize } V(\boldsymbol{\sigma}) = \left(1 - \sum_{i=1}^n \sigma_i \right) P(Y(\mathbf{a}^*)).$$

Under the *success probability* objective, the principal maximizes the probability of success $P(Y(\mathbf{a}^*))$ subject to the constraint that the total transfers are no larger than the output from the project. This constraint rules out positive transfers when the project fails. Thus, the success probability maximization problem is

$$(SP) \quad \text{choose } \boldsymbol{\sigma} \text{ to maximize } P(Y(\mathbf{a}^*)) \text{ subject to } \sum_i \sigma_i \leq 1.$$

The σ_i can again be interpreted as equity shares.

Remark 1. An alternative model is the project yields a monetary output with expectation $P(Y)$, where $P : \mathbb{R}_{\geq 0} \rightarrow \mathbb{R}_{\geq 0}$ is a strictly increasing, concave, and twice differentiable function. Our analysis applies essentially unchanged under either the (RP) or (SP) objective, provided that the principal is restricted to contracts that give each agent a transfer with expectation $\sigma_i P(Y)$, a fixed equity share of the expected monetary output. A simple way to implement this is to give a share σ_i of the realized monetary output. The linearity induced by binary outcomes in the main model is replaced by a restriction to linear contracts in this version.³ In the rest of the paper, we will work with the binary-outcome model.

2.2. Discussion of modeling assumptions. There are several aspects of our modeling assumptions that are worth commenting on. First, moral hazard is a key part of our problem, with the project outcome being the only observable consequence of any agent's effort. Agents cannot be paid directly for their efforts a_i . The motivation behind this modeling assumption (discussed in [Holmstrom \(1982\)](#) and the ensuing literature) is that many aspects of agents' individual productive efforts are unobservable or impossible to make binding legal commitments over.

Second, under the binary-outcome model, all the contracts available to the principal are essentially equity schemes, in which each agent's compensation is a share of the output of the firm (see [Tirole \(2012\)](#), for example, for a similar modeling technique). Equity schemes remain interesting outside this environment, and [Remark 1](#) notes that our analysis continues to apply. Indeed, our main motivation for being interested in equity payments is that this is a popular form of incentive in certain types of organizations, such as startup firms, along with closely related instruments such as options (see, e.g., [Levin and Tadelis \(2005\)](#)).⁴ The two objectives discussed above allow us to consider how this instrument is used either by an investor or by a partnership seeking to maximize output. Various models have been used to analyze the reasons for using equity pay as opposed to other contracts when they are available ([Holmstrom and Milgrom, 1987](#); [Carroll, 2015](#); [Dai and Toikka, 2022](#)).

Our focus on a simple space of equity contracts and our parametric assumptions about the technologies help us bring out in stark form some new forces relevant to the optimal allocation of stakes in a joint outcome produced via complementary efforts. After presenting the results, in [Section 6](#) we will discuss how the main insights would be relevant in more general models.

³If P is not bounded, this model requires an additional assumption that β is small enough so that the principal's feasible payoffs are bounded.

⁴See [Hohman \(1926\)](#) for a deep dive into equity compensation in the whaling industry.

3. THE INTENSIVE MARGIN: OPTIMAL SHARES FOR ACTIVE AGENTS

This section characterizes the optimal allocation of equity among those who receive positive shares, as well as the induced equilibrium efforts. The first subsection describes the unique equilibrium of the network game given a fixed contract. The second subsection presents our first main result, which describes the equity shares under the optimal contract and the corresponding equilibrium actions.

3.1. Equilibrium of the network game. We now show equilibrium is unique given any contract $(t_i)_{i \in N}$ and provide a characterization of equilibrium actions. Because agents' incentives depend only on the difference $t_i(1) - t_i(0)$ between transfers conditional on success and failure, we can shift payments and assume $t_i(0) = 0$ without loss of generality for proving uniqueness. Similarly, this shift can only improve the principal's payoff, so it is without loss of optimality in the principal's problem. Thus, from now on, we will let contracts be described by equity shares $\boldsymbol{\sigma}$. Fixing such a vector (which need not be optimal for the principal), agents' payoffs are

$$U_i(\mathbf{a}, \mathbf{G}, \boldsymbol{\sigma}) = P(Y) \sigma_i - \frac{a_i^2}{2}.$$

Since agents receive shares of the team's output, their marginal returns to effort depend on others' actions. The first-order conditions for agents' best responses are

$$a_i = P'(Y) \sigma_i \left(\beta \sum_j G_{ij} a_j + 1 \right).$$

The following result states that these first-order conditions characterize the unique Nash equilibrium.

Proposition 1. *Fixing $\boldsymbol{\sigma}$, there exists a unique Nash equilibrium. The equilibrium actions \mathbf{a}^* and team performance Y^* solve the equations*

$$(2) \quad [\mathbf{I} - P'(Y^*) \beta \boldsymbol{\Sigma} \mathbf{G}] \mathbf{a}^* = P'(Y^*) \boldsymbol{\sigma} \text{ and } Y^* = Y(\mathbf{a}^*),$$

where $\boldsymbol{\Sigma} = \text{diag}(\boldsymbol{\sigma})$ is the diagonal matrix with entries $\Sigma_{ii} = \sigma_i$.

Note that the result entails a positive equilibrium action for those agents with $\sigma_i > 0$, and an action of zero otherwise.

As an illustration to develop intuition, suppose that $P(Y) = \alpha Y$ for $Y \in [0, \bar{Y}]$, where $\alpha \in (0, 1/\rho(\beta \boldsymbol{\Sigma} \mathbf{G}))$, and \bar{Y} is sufficiently large.⁵ Then equilibrium actions are given by

$$(3) \quad \mathbf{a}^* = [\mathbf{I} - \alpha \beta \boldsymbol{\Sigma} \mathbf{G}]^{-1} \alpha \boldsymbol{\sigma}.$$

⁵The notation ρ refers to the spectral radius of a matrix, and \bar{Y} should be chosen such that the production at equilibrium actions given by (3) satisfies $Y(\mathbf{a}^*) < \bar{Y}$.

When all agents receive equal shares, equilibrium actions are proportional to Bonacich centralities in \mathbf{G} (as in Ballester et al. (2006)). For arbitrary shares, the actions are a modified version of Bonacich centrality defined with respect to a network $\Sigma\mathbf{G}$.

The network $\Sigma\mathbf{G}$ reflects spillovers; its (i, j) entry is proportional to the slope of i 's best-response in j 's action. One can see from the form of this matrix that it is endogenous to the principal's choice of equity compensation, as discussed in the introduction: when an agent gets a larger share of the group output, the agent cares more about the contribution to team performance that is due to each of his complementarity relationships. This makes the agent more strategically sensitive to each neighbor's effort.

3.2. Balance conditions in the optimal contract. Our first main result characterizes the optimal equity allocation and equilibrium actions among the set of agents receiving positive shares.

We have noted that an agent exerts positive effort under a given contract if and only if he receives positive equity. We will thus call an agent *active* under a given equity allocation σ if he receives a positive equity share $\sigma_i > 0$ and *inactive* otherwise.

Theorem 1. *Suppose σ^* is an optimal allocation and \mathbf{a}^* and Y^* are the induced equilibrium actions and team performance, respectively. The following properties are satisfied:*

- (a) **Balanced neighborhood equity:** *There is a constant $c > 0$ such that for all active agents i , we have $(\mathbf{G}\sigma^*)_i = c$.*
- (b) **Actions are proportional to shares:** $\mathbf{a}^* = \mu\sigma^*$, where

$$\mu = \frac{P'(Y^*)}{1 - P'(Y^*)\beta c}.$$

- (c) **Balanced neighborhood actions:** *For all active agents i , $(\mathbf{G}\mathbf{a}^*)_i = \mu c$.*

Omitted proofs are in [Appendix A](#). The conditions in the theorem state, at a high level, that it is optimal for the principal to equalize the spillovers motivating various active agents to work. Below, we will give an intuition for how these conditions relate to the principal's optimization problem, but first, we spell out the content of the result and some simple relationships among its parts.

The property of balanced neighborhood equity says that for each active agent i , the sum $\sum_j G_{ij}\sigma_j^*$ of shares given to neighbors of i , weighted by the strength of i 's connections to those neighbors in \mathbf{G} , is equal to the same number (i.e., does not depend on i).

Part (b) says that under the optimal allocation, each active agent's equilibrium effort is a constant multiple of the agent's equity share. This follows from part (a), as we now explain. For a given optimal share vector σ^* restricted to active

agents, let us write $\Sigma^* = \text{diag}(\sigma^*)$; then (a) is equivalent to $\mathbf{G}\sigma^* = c\mathbf{1}$ or, which, premultiplying by Σ^* , is $\Sigma^*\mathbf{G}\sigma^* = c\sigma^*$. This equation says that σ^* is a right-hand eigenvector of $\Sigma^*\mathbf{G}$ with eigenvalue c . Now consider the equation we get when we solve (2) for \mathbf{a}^* :

$$\mathbf{a}^* = \underbrace{P'(Y^*)[\mathbf{I} - P'(Y^*)\beta\Sigma^*\mathbf{G}]^{-1}}_{\mathbf{M}} \sigma^*.$$

Our observation about σ^* implies that it is also an eigenvector of the matrix \mathbf{M} , and the expression for the matrix \mathbf{M} makes it clear that the corresponding eigenvalue is the μ defined in the theorem statement; that establishes (b).⁶

The property of balanced neighborhood actions states that for each active agent i , the sum of actions of neighbors of i , weighted by the strength of i 's connections to those neighbors in \mathbf{G} , is equal to the same number, μc . This follows immediately from (a) and (b).

The system of equations in part (a) of [Theorem 1](#), $\mathbf{G}\sigma^* = c\mathbf{1}$ (restricted to active agents), can be solved explicitly for the optimal shares σ^* as long as the relevant adjacency matrix is invertible, which holds for generic weighted networks. Motivated by this, we define equity centrality:

Definition. *Given a weighted network with non-singular adjacency matrix \mathbf{W} , the **equity centrality** of agent i is $(\mathbf{W}^{-1}\mathbf{1})_i$.*

[Theorem 1](#) then entails that under an optimal allocation, for each active agent i , the equity share σ_i^* is proportional to i 's equity centrality in the subnetwork $\tilde{\mathbf{G}}$ of active agents for that allocation; the same is true for actions, with a different constant of proportionality.

Equity centrality behaves quite differently from standard measures such as Bonacich centrality. In particular, the inverse \mathbf{W}^{-1} changes non-monotonically as \mathbf{W} changes. We will see in [Section 5](#) that this can induce non-monotonicities in the optimal allocation and the resulting actions and utilities.

An implication of our characterization of the optimal equity is that the ratio of shares allocated to two active agents is independent of the complementarity parameter β , and depends only on the network \mathbf{G} and the set of active agents. (Our results in [Section 4](#) will imply that the optimal active sets are also independent of β .) Since the induced actions are proportional to shares, the ratio between the equilibrium actions of any two active agents is independent of β as well. This property is surprising, because in standard network games analyses ([Ballester et al., 2006](#)), relative equilibrium actions are highly sensitive to β . This dependence is endogenously exactly canceled out by the planner's optimal equity allocation.

⁶An alternative argument is to expand the expression for \mathbf{a}^* using the Neumann series to write $\mathbf{a}^* = P'(Y^*) \sum_{k=0}^{\infty} P'(Y^*)^k \beta^k (\Sigma^*\mathbf{G})^k \sigma^*$; then repeatedly use balanced neighborhood equity to rewrite this as $P'(Y^*) \sum_{k=0}^{\infty} P'(Y^*)^k \beta^k c^k \sigma^*$, which is equal to $\mu\sigma^*$.

Remark 2. The result of [Theorem 1](#) holds under either the residual profit or success probability objective, as will all our characterizations of optimal contracts. In fact, the proof of [Theorem 1](#) establishes a stronger statement: if σ^* solves the problem of maximizing $Y(\mathbf{a}^*)$ subject to the constraint $\sum_i \sigma_i = s$, where s is any positive number, then σ^* and \mathbf{a}^* must satisfy the conditions given in the theorem.

3.2.1. *Intuition for Theorem 1.* We provide some intuition for the balanced neighborhood equity and action conditions by informally arguing they are *sufficient* for a certain principal first-order condition that must hold at the optimal contract.

First, let us consider the principal's value of changing agent i 's action exogenously by ϵ . Each agent j 's best response is

$$P'(Y^*)\sigma_j \left(1 + \beta \sum_{j' \in N} G_{jj'} a_{j'} \right),$$

so the direct effect on j 's best-response action, given by the $j' = i$ term, is to increase it by $\beta P'(Y^*)\sigma_j G_{ji}\epsilon$, which (by symmetry of \mathbf{G}), is equal to $\beta P'(Y^*)\sigma_j G_{ij}\epsilon$. The balanced neighborhood equity condition implies that the sum of these direct impacts across all j does not depend on i . That is, the direct impact on the aggregate effort level does not depend on which agent's action we perturbed. Iterating this argument through further rounds of best-response, the *indirect* impact of increasing i 's actions on the total of actions does not depend on i 's identity either. So the balanced neighborhood equity condition implies that increasing any agent's action marginally has the same effect on the total of all actions.

Two gaps remain between this indifference and the principal's first-order condition, which requires that slightly redistributing *shares* among active agents does not affect output. First, some agents might increase their actions more than others when given ϵ additional equity. (So even if a principal is indifferent between any same-sized perturbation to actions, she may be able to achieve some of these more cheaply than others.) This problem does not arise precisely in case all agents exert the same effort per unit of equity compensation (i.e., actions are proportional to shares), which is implied by the combination of the balanced neighborhood equity and action conditions. Second, output is not only the sum of efforts; the team performance Y also includes complementarity terms that could change the principal's first-order condition. But it turns out the balanced neighborhood action condition implies that the first-order conditions for maximizing team performance are actually the same as for maximizing the sum of efforts.

We have discussed why the two conditions in [Theorem 1](#) imply the principal's first-order condition is satisfied. It is not obvious that these two conditions—balanced neighborhood equity and balanced neighborhood actions—can be satisfied simultaneously; indeed, this depends on some of the specific structure of our model. The full proof establishes that these conditions can be jointly satisfied and that they are also *necessary* conditions for an allocation to be optimal.

4. THE EXTENSIVE MARGIN: ACTIVE AND INACTIVE AGENTS

We next ask which agents are active and which agents are inactive under optimal contracts for a given complementarity network. Recall an agent is defined to be active under a given allocation if he receives positive equity.

The main results in this section show that the active sets under optimal allocations are highly connected subnetworks. We first show that any optimal active set has diameter at most two in the complementarity network \mathbf{G} . We then show that in the special case of unweighted networks, there is an optimal allocation with a clique as the active set. We interpret these results as saying that, when incentives to exert effort are based only on global outcomes (and not local measures of performance), smaller and more highly connected teams outperform larger and more dispersed teams.

It is not immediate from [Theorem 1](#) which agents are active; indeed, there can be several candidate active sets compatible with the condition of the theorem. ([Theorem 1](#) implies that the candidate active sets are the subnetworks $\tilde{\mathbf{G}} \subseteq \mathbf{G}$ such that the row sums of $\tilde{\mathbf{G}}^{-1}$ are positive.)

4.1. A simple characterization of active sets. The key to our analysis is the fact (formalized as [Lemma 3](#) in [Appendix A](#)) that we can reduce the principal's problem of optimally allocating a fixed positive amount s of equity the following optimization problem⁷:

$$(4) \quad \begin{aligned} & \max_{\boldsymbol{\sigma}} && c \\ & \text{subject to} && (\mathbf{G}\boldsymbol{\sigma})_i = c \text{ whenever } \sigma_i > 0 \\ & && \sum_i \sigma_i = s. \end{aligned}$$

The reason for this reduction is that, when the balanced equity condition holds, we can rewrite output as the following function of the total shares allocated to agents and c , the total weighted equity in each active agent's neighborhood:

$$(5) \quad Y(\mathbf{a}^*) = \left(\sum_{i \in N} \sigma_i \right) \left(\frac{P'(Y^*)}{1 - \beta P'(Y^*)c} + \frac{\beta P'(Y^*)^2 c}{2(1 - \beta P'(Y^*)c)^2} \right).$$

The right-hand side is an increasing function of c . So the principal can choose an optimal active set by maximizing the constant c in the balanced equity condition.

One important implication of this is the following invariance of the principal's optimization to the complementarity parameter:

⁷This is a quadratically constrained optimization of a linear objective, since the constraint can be rewritten as $\sigma_i(\mathbf{G}\boldsymbol{\sigma})_i = 0$.

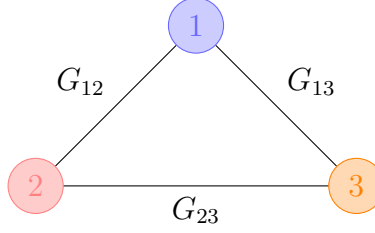


FIGURE 1. Three agent weighted graph with weights G_{12} , G_{13} , and G_{23} .

Proposition 2. *If σ_0^* is a solution to the principal's problem under the complementarity parameter $\beta_0 > 0$ and β_1 is another complementarity parameter, then there is a constant $k > 0$ so that $k\sigma_0^*$ solves the principal's problem under β_1 .*

This result says essentially that the active sets and the ratios in which equity is optimally allocated within an active set are both independent of β . It follows from observing that the optimization problem (4) does not depend on β . For the success probability objective, the constant k is equal to 1. Under the residual profit objective, the principal may adjust the total share of output distributed to agents as β changes (see Section 5.2).

4.2. An illustration of how active sets depend on the network. Before turning to other general implications of the quadratic program formulation (4), we study the example of a three-agent network. This example, which is the smallest interesting case of our model, shows that the active set can depend in non-trivial ways on network structure. We describe the optimal allocation here and provide details in Appendix B.

Example 1. Consider a weighted network with three agents without self-links (see Figure 1). Since it is optimal to have both agents active in networks with two agents, three-agent networks are the smallest non-trivial example of our model.

Without loss of generality, we can assume $G_{12} \geq G_{13} \geq G_{23}$ and choose the normalization $G_{12} = 1$, so that the adjacency matrix is

$$\mathbf{G} = \begin{bmatrix} 0 & 1 & G_{13} \\ 1 & 0 & G_{23} \\ G_{13} & G_{23} & 0 \end{bmatrix}.$$

The optimal active set consists of either agents 1 and 2 or all three agents. If all agents are active, then Theorem 1 implies that the optimal shares must solve

$$\sigma_1^* = \frac{1 + G_{13} - G_{23}}{2G_{13}}c, \quad \sigma_2^* = \frac{1 + G_{23} - G_{13}}{2G_{23}}c, \quad \sigma_3^* = \frac{G_{23} + G_{13} - 1}{2G_{23}G_{13}}c,$$

for some constant c . Since we must have $\sigma_3^* > 0$ for all agents to be active, a necessary condition for $\{1, 2, 3\}$ to be an optimal active set is $G_{13} + G_{23} > 1$.

This necessary condition also turns out to be sufficient; we now sketch the argument for this. A calculation shows that distributing a total amount s of equity consistent with these ratios gives a value of

$$c = \frac{2G_{13}G_{23}s}{2(G_{23} + G_{13}) - 1 - (G_{13} - G_{23})^2}.$$

On the other hand, if a total amount s of equity is distributed among two active agents, then $c = s/2$. A bit more algebra confirms that

$$\frac{2G_{13}G_{23}s}{2(G_{23} + G_{13}) - 1 - (G_{13} - G_{23})^2} > \frac{s}{2}$$

whenever $G_{13} + G_{23} > 1$.

So the active set includes all three agents if and only if $G_{13} + G_{23} > 1$. In this example, the principal maximizes $(\mathbf{G}\boldsymbol{\sigma})_i$ subject to the balanced equity condition by choosing an active set that maximizes the minimum weighted degree of an agent in the induced subnetwork. If the least connected agent's complementarities are too weak, the principal prefers to exclude that agent from the team and concentrate on incentivizing the two agents with stronger complementarities.

4.3. General properties: Tight-knit active sets. Coming back to general networks, we now state two results showing that the principal prefers a highly connected active set. The first result on this holds for any network satisfying our maintained assumptions. It states that the network distance between any pair of agents in the active set is small. Recall that the diameter of a network is the longest distance⁸ between any two agents in the network.

Proposition 3. *The diameter of the active set under any optimal allocation is at most 2.*

The idea is that if two agents i and j are at distance larger than two from each other, their neighborhoods are disjoint. An optimal allocation must then divide shares between the disjoint sets $\{i\}$, $\{j\}$, $N(i)$, and $N(j)$ (as well as any other agents in the active set) in a way that allocates the same amount of equity, c , to each active agent's neighborhood. We show that this implies an upper bound on c in terms of the total amount of equity given out. (In an unweighted network, the upper bound is simply that c is less than half the total equity given out.) The proof shows that any such allocation is dominated by dividing the same total amount of equity evenly between just two agents—ones who are connected by a link with the largest weight in the network. This allocation gives a higher equity in each neighborhood, and thus a higher team performance.

In the special case of unweighted networks, the message that highly connected active sets are optimal can be sharpened: It is an optimal solution for the principal

⁸Shortest path consisting of links with positive weights.

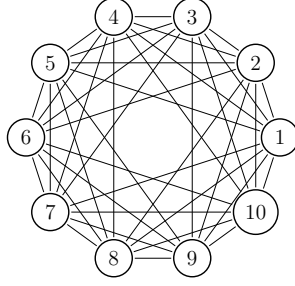


FIGURE 2. Ten-agent unweighted graph with each agent connected to all other agents except the diametrically opposite one.

to choose any clique⁹ of maximum size and divide shares equally among the agents in this clique.

Theorem 2. *If \mathbf{G} is an unweighted network, then any maximum clique is the active set at an optimal allocation.*

When connections are unweighted, choosing a subset that is as densely connected as possible leads to at least as high a payoff as choosing a larger but more sparsely connected subset, even if all agents in the larger subset have higher degree.

The proof applies [Lemma 3](#): given an optimal allocation with an arbitrary active set, we find a clique within that active set for which the constant c is as large as possible. We produce such a clique by sequentially constructing a series of agents who are all connected to each other. To do so, the balanced equity condition for the optimal allocation has to be used carefully at each step of the construction.

In general, the active set need not be unique in unweighted networks, so there can be other optimal allocations giving the same payoff to the principal as a clique of maximum size. For example, in a star network, any set including the central node and at least one peripheral node is the active set at some optimal allocation.¹⁰ The next example shows that there can also be optimal allocations that differ more substantially from maximum cliques.

Example 2. Consider an even number of agents n arranged in a circle. Let \mathbf{G} be the undirected network in which each agent is connected to all other agents except the diametrically opposite agent in the circle: for all distinct i and j we let $G_{ij} = 1$ if $|i - j| \neq n/2$ and $G_{ij} = 0$ if $|i - j| = n/2$. The network structure is shown in [Figure 2](#).

⁹A subnetwork with links between all pairs of agents.

¹⁰Among allocations giving s shares to agents, a given allocation is optimal if and only if it gives $s/2$ shares to the central agent and $s/2$ shares to the peripheral agents.

Suppose that we want to allocate s shares to agents optimally. The maximum cliques have size $n/2$, and dividing the s shares evenly within any maximum clique gives $(\tilde{\mathbf{G}}\boldsymbol{\sigma})_i = \frac{n-2}{n} \cdot s$. All agents in the full network have degree $n-2$, so dividing s shares evenly among all agents also gives $(\tilde{\mathbf{G}}\boldsymbol{\sigma})_i = \frac{n-2}{n} \cdot s$. It follows that the set of all agents, as well as all maximum cliques, are possible active sets, depending on which optimal allocation is chosen.

This example shows that the principal can be indifferent between very different active sets—a point which has implications for the welfare of agents, as we discuss further in [Section 6.4](#).

5. IMPLICATIONS

In this section, we explore some implications of our analysis that illuminate how the optimal contract depends on the environment. We focus on the effects of changes in the network \mathbf{G} and the parameter β describing the strength of complementarities. [Section 5.1](#) examines how the equity allocation and the resulting team performance depend on the network of complementarities. The results provide some insights about which networks might be preferred by the principal and by agents. [Section 5.2](#) then asks how the share of equity retained by the principal (in the residual profit maximization problem) depends on the strength of complementarities.

5.1. Varying network structure. Our first result describes how optimal allocations vary as the network changes. We write $\frac{\partial}{\partial G_{jk}}$ for the derivative in the weight $G_{jk} = G_{kj}$ of the link between j and k . Recall that given an allocation, we write $\tilde{\mathbf{G}}$ for the adjacency matrix restricted to active agents.

Proposition 4. *Suppose that under \mathbf{G} there is a unique optimal equity allocation¹¹ $\boldsymbol{\sigma}^*$, with agents i , j , and k all active. The derivative of agent i 's optimal share as we vary the weight of the link between j and k is*

$$\frac{\partial \sigma_i^*}{\partial G_{jk}} = -(\tilde{\mathbf{G}}^{-1})_{ik} \sigma_j^* - (\tilde{\mathbf{G}}^{-1})_{ij} \sigma_k^* + \frac{\partial c}{\partial G_{jk}} \frac{\sigma_i^*}{c}.$$

The value c is the balanced equity in each neighborhood from [Theorem 1\(a\)](#). The proof is based on the matrix calculus expression

$$(6) \quad \frac{\partial \mathbf{G}(t)^{-1}}{\partial t} = -\mathbf{G}(t)^{-1} \frac{\partial \mathbf{G}(t)}{\partial t} \mathbf{G}(t)^{-1}$$

for the derivative of the inverse of a matrix.

The result provides a fairly explicit expression for the impact of changing a link on equity allocations. However, calculating the change $\frac{\partial c}{\partial G_{jk}}$ in c may be difficult under the residual profits objective, where the total amount of equity allocated

¹¹We expect this hypothesis to be satisfied for generic networks.

can change as we strengthen a link. We can be more explicit under the success probability objective, since the total amount of equity allocated sums to 1. In that case, we have an explicit expression

$$c = \frac{1}{\mathbf{1}^T \widetilde{\mathbf{G}}^{-1} \mathbf{1}}$$

for the total equity in each neighborhood. Differentiating this expression gives a version of [Proposition 4](#) without an unknown value c .

Under either objective, the ratio σ_i^*/σ_j^* between two agents' shares is independent of c , so [\(6\)](#) lets us calculate the change in this ratio (under either objective) as the link between j and k is strengthened.

The matrix inverse \mathbf{G}^{-1} need not vary monotonically as \mathbf{G} changes. This implies that equity centrality need not satisfy monotonicity properties that hold for standard centrality measures such as Bonacich centrality. As an illustration, we return to our example of three-agent networks from [Section 4](#). Details are again deferred to [Appendix B](#).

Example 1 (continued). Recall that we normalized $G_{12} = 1$. We will vary the weight G_{23} over the interval $(1 - G_{13}, G_{13})$. We will further suppose $G_{13} > \frac{1}{2}$; under these conditions, there is a unique optimal allocation and all three agents are active in this allocation.

We begin by studying the effect on optimal shares σ_i^* —or, in other words, equity centralities. Under the success probability objective, we show these centralities can be non-monotonic in an agent's own links. There exists a threshold $g^* \in (1 - G_{13}, G_{13})$ such that for $G_{23} \in (1 - G_{13}, g^*)$, increasing the weight G_{23} decreases the share σ_2^* allocated to agent 2. So strengthening one of an agent's links can decrease his share of output under the optimal allocation. Intuitively, as G_{23} is strengthened, the principal would like to increase agent 3's shares, and initially is willing to do so at the expense of agent 2. (When $G_{23} \in (g^*, G_{23})$, meanwhile, increasing this weight decreases the share σ_1^* allocated to agent 1.)

Under the residual profit objective, comparative statics are more challenging because of the additional choice of how much equity to allocate (corresponding to the last term of the formula in [Proposition 4](#)). We turn to a numerical example to illustrate that non-monotonicities like those discussed above can nevertheless continue to be present. [Figure 3](#) shows the optimal equity shares and the corresponding equilibrium payoffs as we vary the link weight G_{23} , under parameter values specified in the caption. [Figure 3a](#) depicts the optimal equity allocation of each agent as a function of G_{23} . The equity allocation is non-monotonic in own links: increasing G_{23} initially decreases agent 2's equity, mirroring our analytical result described above.

The numerical example also illustrates a corresponding non-monotonicity in payoffs: strengthening one of an agent's links can decrease his equilibrium payoff under the optimal contract. [Figure 3b](#) depicts the equilibrium payoffs under the

optimal equity allocation as a function of G_{23} . Strengthening the link between agents 2 and 3 can *decrease* the resulting payoffs for agents 1 and 2. This contrasts with the standard network games intuition: under a fixed equity allocation, all agents' payoffs are monotone in the network. In the present setting, however, agent 2 can benefit from weakening one of his links. This suggests a tension between the network formation incentives of the principal and the agents. Agents may not be willing to form links that would benefit the principal or the team as a whole, even if link formation is not costly.

We next look at how team performance under an optimal allocation varies as the network changes. Recall that Y^* denotes the equilibrium team performance under an optimal allocation. Then $\frac{\partial Y^*}{\partial G_{ij}}$ is the change in this team performance as the weight on the link between agent i and j increases.

Proposition 5. *Suppose σ^* is an optimal allocation. Then the change in equilibrium team performance as G_{ij} varies can be expressed as*

$$\frac{\partial Y^*}{\partial G_{ij}} = \sigma_i^* \sigma_j^* h,$$

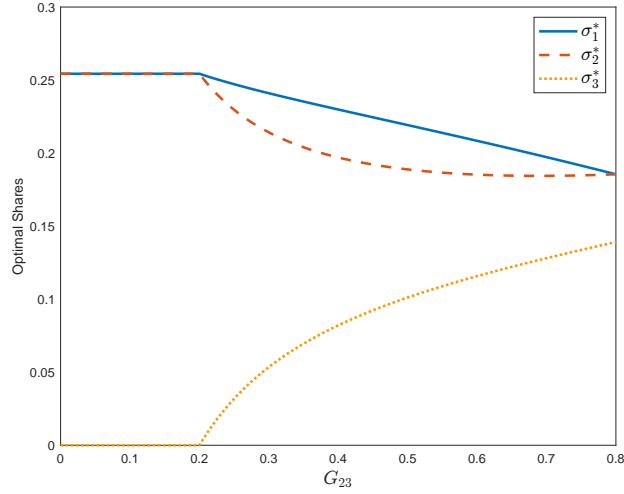
where h does not depend on the identities of i or j .

This result says that the increase in output from strengthening a link is precisely proportional to the product of the equity shares given to the two agents connected by that link. The proof gives an explicit formula for the quantity h , which depends on the model parameters and the equity allocation where the derivative is taken.

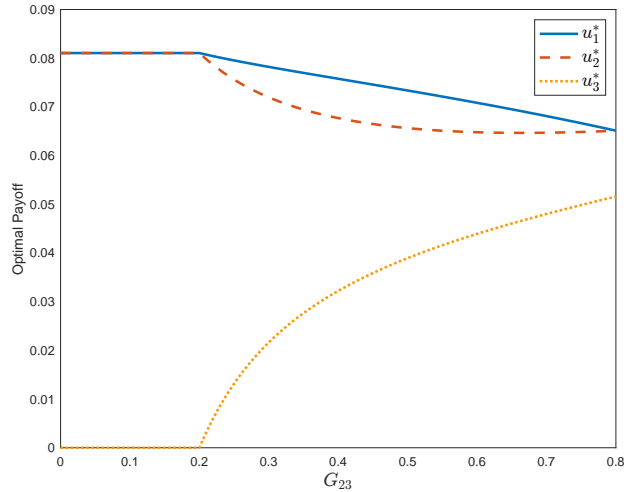
The proposition has implications for a designer who can make small changes in the network of complementarities. If the principal can marginally strengthen some links, she prefers increasing complementarities between agents whose equity stakes are high. The intuition is that the principal is best off when equity is allocated to highly complementary agents, because in that case their incentives reinforce each other and countervail dilution effects. Indeed, this intuition already came up in our explanation of the results in [Section 4](#).

5.2. Varying complementarity strength. We now turn to how outcomes change as the complementarity parameter β increases. Recall from [Proposition 2](#) that ratios of optimal shares do not depend on the value of β . But under the residual profits objective, we can ask how the total fraction of shares allocated to agents depends on β .

We study the comparative static in the special case when $P(\cdot)$ is linear in the range of feasible team performances. We assume for simplicity that the optimal allocation is unique, but could easily relax this assumption. The principal faces a trade-off between keeping a larger share of the profits and using a larger share to encourage workers to exert more effort. The following result states that when complementarities in production are larger, it is optimal to keep a smaller share of a larger pie.



(A) Optimal shares



(B) Payoffs under optimal shares

FIGURE 3. The optimal share allocation and resulting equilibrium payoffs as a function of the weight G_{23} . We work with the residual profits objective. Here $G_{13} = 0.8$ and $\beta = 0.1$, while $P(Y) = \min\{0.9Y, 1\}$ (the kink is not relevant for the principal's problem). In both diagrams, the curve corresponding to agent 1 is the topmost (solid blue) one; the curve corresponding to agent 2 is the second from the top (dashed red); and the curve corresponding to agent 3 is the lowest (dotted orange) one.

Proposition 6. *Suppose that $P(Y) = \alpha Y$ on an interval $[0, \bar{Y}]$ containing the equilibrium team performance under any feasible allocation and that there is a unique optimal allocation σ^* . Under the residual profits objective, the sum of agents' equity shares under the optimal allocation is increasing in β , i.e.,*

$$\frac{\partial (\sum_{i \in N} \sigma_i^*)}{\partial \beta} > 0.$$

The basic idea behind the proof is that the benefits to retaining more of the firm are linear in the output while the benefits to allocating more shares to workers are convex, and become steeper as complementarities increase.

If $P(Y)$ is strictly concave, there is a trade-off between the concavity of $P(Y)$ and the convexity of $Y(\mathbf{a})$. Depending on which effect is stronger, the fraction of shares allocated to agents may increase or decrease as complementarities grow stronger.

6. DISCUSSION

6.1. The balance condition in more general environments. Our characterization of the optimal equity allocation relies on several features of our model. In particular, we assume quadratic functional forms for agents' utility and the joint output and assume that heterogeneity across agents arises only from their different network positions. If these assumptions are relaxed, the balanced neighborhood equity result will no longer hold exactly. Nevertheless, the key insight behind the result is more general: optimal incentives favor balancing, across agents, the spillover effects of inducing those agents to put in more effort.

In general, the principal will trade off the benefits of such balance with other concerns that could be introduced to the model. For example, if agents' individual returns to effort are heterogeneous, a trade-off arises between balancing spillovers and allocating equity to the most individually productive agents. A more complicated balance condition would then characterize optimal incentives.

Nevertheless, the forces underlying our main results would remain relevant, and would be the dominant ones in some cases. For instance, consider extending our model to allow heterogeneous returns $b_i > 0$ to individual effort, so that team performance is

$$Y(\mathbf{a}) = \sum_{i \in N} b_i a_i + \frac{\beta}{2} \sum_{i, j \in N} G_{ij} a_i a_j.$$

Then our main results continue to hold in the limit $\beta \rightarrow \infty$ —i.e., as complementarities grow strong. Intuitively, when complementarities can be sufficiently large, it becomes much more important to exploit those complementarities optimally (which requires balance) than to exploit the heterogeneity in standalone productivities.

More generally, firms may condition compensation on multiple outcomes or signals—continuous variables such as revenues, as well as discrete outcomes such as whether a benchmark or discrete success was achieved (in which case agents’ actions affect the probabilities of such outcomes). Many of the outcomes that can be measured within a firm involve complementarities, especially when these outcomes reflect the efforts of managers or executives. A broader lesson of our analysis is a force that is relevant in the design of such schemes. When two individuals’ marginal contributions to the same outcome have very different spillover effects on others’ incentives to contribute, first-order conditions for optimally-powered incentives become harder to satisfy. This pushes optimal schemes toward “spillover balance” across those whose effort is motivated by a particular incentive. The equity pay problem we have considered makes the force come out in the simplest way, and it would be interesting to analyze its more general implications.

6.2. Multilateral complementarities. The functional form for team performance that we have studied includes only bilateral complementarities between pairs of agents. In reality, a project’s success is likely to depend on the simultaneous contributions of larger sets of agents; for instance, terms such as $a_1a_2a_3$ may play a role in team performance.

However, we claim that there is a good reason, beyond this specific model, for focusing on the pairwise interactions captured by the derivatives $\partial^2 Y / \partial a_i \partial a_j$. In particular, let $Y : \mathbb{R}^n \rightarrow \mathbb{R}$ be a more general team performance function, smooth in all agents’ efforts, subject to the further condition that a pure-strategy Nash equilibrium in effort levels is played for any equity allocation. To check whether incentives are optimally-powered, a principal could contemplate perturbing an equity allocation slightly and consider the comparative statics of a pure-strategy Nash equilibrium. A necessary condition for optimality is that no such perturbation should increase her payoff. It can be seen that the comparative statics calculation involved here would depend on Y only through its second-order Taylor expansion. The reason is that only second derivatives of payoffs show up in the local linear approximation of agents’ best responses. Thus, the generalized optimality condition would depend only on the Hessian of Y in \mathbf{a} at a purported optimum, as well as on the first derivatives of Y . As we have already said, the details of how the balance condition would generalize can be considerably more complex, and closed-form solutions for optima would, of course, not be possible. But such a generalization of our analysis in [Section 3](#) would boil down to certain equations depending on pairwise interaction terms of the form $\partial^2 Y / \partial a_i \partial a_j$ evaluated at the optimum, rather than “higher-order” complementarities.

6.3. Tightly-knit teams. Our extensive margin results can be summarized as saying that the principal prefers to concentrate equity in teams whose members have strong mutual complementarities. In terms of interpretation, this need not

mean that the agents involved work closely together or are nearby in an organizational sense—just that their efforts are highly complementary in producing the output.

The details of the extensive margin results depend on the specific structure of our model, but we believe the economic intuition underlying these results has broader implications. When the principal motivates an agent by giving him a larger share of the equity in a single common output, it dilutes the equity of the others. Strong complementarities among those getting equity shares countervail this dilution, and this is what makes tight-knit teams valuable to the principal.

As we have already remarked, in reality, a principal may have signals of effort richer than we have studied—for example, outcomes reflecting contributions of specific organizational units. In that case, concerns about incentive dilution would be less severe, and larger, looser collaborations could become optimal. Nevertheless, similar forces could still constrain team composition, and asking our extensive-margin questions about team composition in more general environments, such as those sketched in the prior two subsections, might lead to interesting classes of discrete optimization problems.

6.4. A tension between the principal’s interests and agent welfare. *Example 2* shows that the principal can be indifferent between active sets, and associated allocations of equity, that have very different welfare implications for workers. In that example, since the cost of effort is convex, agents are better off (on average) if the same performance is achieved by a larger team. But the principal is indifferent between two different team sizes. If the complementarities are perturbed slightly to strengthen those in some maximum clique, then the principal’s indifference is broken and she has a strict preference for the compensation scheme that motivates a smaller team—and which happens to leave workers substantially worse off.

This is a consequence of the fact that, subject to paying out a certain total share in equity compensation, the principal is maximizing the probability of a project’s success rather than utilitarian welfare. The mechanism of equity pay can do a very poor job of transmitting workers’ interest in a more equal distribution of effort. There is thus an interesting tension between welfare and the principal’s preferred mode of incentive-provision, and the binary-outcome model we work with brings it out particularly sharply.

6.5. Connection to a spectral radius maximization problem. The optimal allocation turns out to have a simple description in terms of a problem of maximizing a spectral radius: if σ solves the success probability optimization problem, then $\Sigma = \text{diag}(\sigma)$ also maximizes the spectral radius $\rho(\Sigma\mathbf{G})$ among nonnegative diagonal matrices with trace 1.¹² To show this, we show that when

¹²The spectral radius of a matrix, $\rho(\cdot)$, is the largest magnitude of an eigenvalue of the matrix.

β is large enough (so that very large spillovers are possible), the principal wants to choose shares σ inducing a large spectral radius to capture these spillovers. By [Proposition 2](#), the optimal allocations do not depend on β , so in fact such a σ is optimal for any β . We formally state and prove the connection in [Appendix C](#).

An applied mathematics literature discusses spectral radius maximization problems of this form (e.g., [Elsner and Haderler \(2015\)](#), [Nesterov and Protasov \(2013\)](#), and [Axtell, Han, Hershkowitz, Neumann, and Sze \(2009\)](#)). Most closely related, [Elsner and Haderler \(2015\)](#) consider the spectral radius maximization problem we have stated and discuss heuristics for efficiently solving it. Our analysis turns out to provide several new insights into this problem. For instance, [Theorem 2](#) implies a characterization of the highest achievable spectral radius when \mathbf{G} is the adjacency matrix of an unweighted network, showing that it is achieved by a dividing shares σ_i equally among the members of a maximum clique.

REFERENCES

- AXTELL, J., L. HAN, D. HERSHKOWITZ, M. NEUMANN, AND N.-S. SZE (2009): “Optimization of the spectral radius of a product for nonnegative matrices,” *Linear Algebra and Its Applications*, 430, 1442–1451.
- BALLESTER, C., A. CALVÓ ARMENGOL, AND Y. ZENOU (2006): “Who’s who in networks. Wanted: The key player,” *Econometrica*, 74, 1403–1417.
- BELHAJ, M. AND F. DEROÏAN (2018): “Targeting the key player: An incentive-based approach,” *Journal of Mathematical Economics*, 79, 57–64.
- BERNSTEIN, S. AND E. WINTER (2012): “Contracting with heterogeneous externalities,” *American Economic Journal: Microeconomics*, 4, 50–76.
- BRAMOULLÉ, Y. AND C. GHIGLINO (2022): “Loss aversion and conspicuous consumption in networks,” CEPR Discussion Paper No. DP17181, available at SSRN: <https://ssrn.com/abstract=4121356>.
- BRAMOULLÉ, Y. AND R. KRANTON (2016): “Games played on networks,” in *The Oxford Handbook of the Economics of Networks*, ed. by Y. Bramoullé, A. Galeotti, B. Rogers, and B. Rogers, Oxford University Press, chap. 19.
- CARROLL, G. (2015): “Robustness and linear contracts,” *American Economic Review*, 105, 536–563.
- CERREIA-VIOGLIO, S., R. CORRAO, AND G. LANZANI (2023): “Dynamic opinion aggregation: Long-run stability and disagreement,” *Review of Economic Studies*, rdad072.
- DAI, T. AND J. TOIKKA (2022): “Robust incentives for teams,” *Econometrica*, 90, 1583–1613.
- ELSNER, L. AND K. HADELER (2015): “Maximizing the spectral radius of a matrix product,” *Linear Algebra and Its Applications*, 469, 153–168.
- FRICK, M., R. IJIMA, AND Y. ISHII (2022): “Dispersed behavior and perceptions in assortative societies,” *American Economic Review*, 112, 3063–3105.
- GALEOTTI, A., B. GOLUB, AND S. GOYAL (2020): “Targeting interventions in networks,” *Econometrica*, 88, 2445–2471.
- GALEOTTI, A., S. GOYAL, M. O. JACKSON, F. VEGA-REDONDO, AND L. YARIV (2010): “Network games,” *The Review of Economic Studies*, 77, 218–244.
- GOYAL, S. AND S. JOSHI (2003): “Networks of collaboration in oligopoly,” *Games and Economic behavior*, 43, 57–85.

- HALAC, M., I. KREMER, AND E. WINTER (2020): “Raising capital from heterogeneous investors,” *American Economic Review*, 110, 889–921.
- HOHMAN, E. P. (1926): “Wages, risk, and profits in the whaling industry,” *The Quarterly Journal of Economics*, 40, 644–671.
- HOLMSTROM, B. (1982): “Moral hazard in teams,” *The Bell Journal of Economics*, 324–340.
- HOLMSTROM, B. AND P. MILGROM (1987): “Aggregation and linearity in the provision of intertemporal incentives,” *Econometrica*, 303–328.
- JACKSON, M. O. AND Y. ZENOU (2015): “Games on networks,” in *Handbook of Game Theory with Economic Applications*, Elsevier, vol. 4, 95–163.
- LEISTER, C. M., Y. ZENOU, AND J. ZHOU (2022): “Social connectedness and local contagion,” *The Review of Economic Studies*, 89, 372–410.
- LEVIN, J. AND S. TADELIS (2005): “Profit sharing and the role of professional partnerships,” *The Quarterly Journal of Economics*, 120, 131–171.
- LU, Z. AND Y. SONG (2022): “Incentive design under network-based peer monitoring,” Available at SSRN: <https://ssrn.com/abstract=4059315> or <http://dx.doi.org/10.2139/ssrn.4059315>.
- MATOUSCHEK, N., M. POWELL, AND B. REICH (2022): “Organizing modular production,” Tech. rep., Working paper.
- NESTEROV, Y. AND V. Y. PROTASOV (2013): “Optimizing the spectral radius,” *SIAM Journal on Matrix Analysis and Applications*, 34, 999–1013.
- PARISE, F. AND A. OZDAGLAR (2023): “Graphon games: A statistical framework for network games and interventions,” *Econometrica*, 91, 191–225.
- SHI, X. (2022): “Optimal compensation scheme in networked organizations,” Available at SSRN: <https://ssrn.com/abstract=4023019> or <http://dx.doi.org/10.2139/ssrn.4023019>.
- TIROLE, J. (2012): “Overcoming adverse selection: How public intervention can restore market functioning,” *American Economic Review*, 102, 29–59.
- ZENOU, Y. (2016): “Key players,” *Oxford Handbook on the Economics of Networks*, 244–274.

APPENDIX A. PROOFS

Proof of Proposition 1. Fixing shares $\boldsymbol{\sigma}$ and others' strategies, agent i 's expected payoff is strictly concave in his action a_i because $Y(\mathbf{a})$ is linear in a_i , the success probability $P(Y)$ is concave in Y , and the effort cost is strictly convex. So agent i has a unique best response, meaning we need only consider pure-strategy equilibria. Moreover marginal costs at $a_i = 0$ are zero while marginal benefits at $a_i = 0$ are strictly positive if $\sigma_i > 0$ and zero if $\sigma_i = 0$. Since U_i is concave in a_i , this rules out a boundary solution where the first-order condition $\frac{\partial U_i}{\partial a_i} = 0$ is not satisfied. So the first-order condition is necessary and sufficient for a best-response.

It follows that the following equations are necessary and sufficient for the vector \mathbf{a}^* to be a Nash equilibrium:

$$[\mathbf{I} - P'(Y^*)\beta\Sigma\mathbf{G}]\mathbf{a}^* = P'(Y^*)\boldsymbol{\sigma} \text{ and } Y^* = Y(\mathbf{a}^*).$$

For a fixed Y^* , there exists a vector \mathbf{a}^* solving the first equation if and only if $P'(Y^*)\beta\rho(\Sigma\mathbf{G}) < 1$, where $\rho(\Sigma\mathbf{G})$ is the spectral radius of $\Sigma\mathbf{G}$. Then equilibrium actions are characterized by

$$\mathbf{a}^* = [\mathbf{I} - P'(Y^*)\beta\Sigma\mathbf{G}]^{-1}P'(Y^*)\boldsymbol{\sigma}.$$

Given a constant y such that $P'(y)\beta\rho(\Sigma\mathbf{G}) < 1$, we can define actions by

$$\mathbf{a}^*(y) = [\mathbf{I} - P'(y)\beta\Sigma\mathbf{G}]^{-1}P'(y)\boldsymbol{\sigma}.$$

Solutions of the first-order conditions then correspond to solutions to

$$Y(\mathbf{a}^*(y)) = y.$$

The function $Y(\mathbf{a}^*(y))$ is strictly increasing in each coordinate of $\mathbf{a}^*(y)$ while each coordinate of $\mathbf{a}^*(y)$ is weakly decreasing in y since $P'(\cdot)$ is weakly decreasing (by our assumption $P(\cdot)$ is concave). So $Y(\mathbf{a}^*(y))$ is decreasing, meaning there is at most one solution to $Y(\mathbf{a}^*(y)) = y$. It remains to show a solution to this equation exists.

We claim that we can find y such that $Y(\mathbf{a}^*(y)) \geq y$ and $P'(y)\beta\rho(\Sigma\mathbf{G}) < 1$. If $P'(0)\beta\rho(\Sigma\mathbf{G}) < 1$, the claim holds with $y = 0$ since $Y(\mathbf{a}^*(0)) \geq 0$. Otherwise, define y_0 by $P'(y_0)\beta\rho(\Sigma\mathbf{G}) = 1$. A solution to this equation exists since $P'(y)$ is continuous and converges to zero as $y \rightarrow \infty$. Then $Y(\mathbf{a}^*(y)) \rightarrow \infty$ as $y \rightarrow y_0$ from above, so we have $Y(\mathbf{a}^*(y_0 + \epsilon)) \geq y_0 + \epsilon$ for $\epsilon > 0$ sufficiently small. This completes the proof of the claim.

Since $Y(\mathbf{a}^*(y))$ is decreasing in y , we can also choose y large enough such that $y > Y(\mathbf{a}^*(y))$. Since $Y(\mathbf{a}^*(y))$ is continuous in y , by the intermediate value theorem this function has a fixed point. We conclude that there exists a unique solution to $Y(\mathbf{a}^*(y)) = y$ and a corresponding unique profile \mathbf{a}^* of equilibrium actions. \square

Proof of Theorem 1. Part (a): Suppose $\boldsymbol{\sigma}^*$ is a solution for either objective. Then it must solve the following optimization problem:

$$(7) \quad \begin{aligned} & \text{choose } \boldsymbol{\sigma}, \mathbf{a} \text{ to maximize} && Y(\mathbf{a}) \\ & \text{subject to} && \mathbf{a} = [\mathbf{I} - P'(Y(\mathbf{a}))\beta\Sigma\mathbf{G}]^{-1}P'(Y(\mathbf{a}))\boldsymbol{\sigma} \\ & && \sigma_i \geq 0 \quad \text{for all } i \in N, \\ & && \sum_{i \in N} \sigma_i \leq \sum_{i \in N} \sigma_i^*. \end{aligned}$$

The first constraint applies the equilibrium characterization in [Proposition 1](#). The content of the final constraint is that if $\boldsymbol{\sigma}^*$ is optimal among all feasible allocations, it must maximize equilibrium team performance among allocations distributing at most a fraction $\sum_i \sigma_i^*$ of shares to agents (where this sum will be equal to 1 under the success probability objective).

We now fix $(\boldsymbol{\sigma}^*, \mathbf{a}^*)$ solving (7), with associated team performance y^* . Our argument proceeds in several steps.

Step 1: *Reduce to the case where all agents are active.* We want to show that $(\mathbf{G}\boldsymbol{\sigma}^*)_i$ is constant across active agents. The values of $(\mathbf{G}\boldsymbol{\sigma}^*)_i$ for active agents depend only on the restriction of the adjacency matrix to the subnetwork of active agents. Moreover, the allocation $\boldsymbol{\sigma}^*$ remains optimal for this subnetwork. So without loss of generality, we can drop any inactive agents and assume that all agents in N are active.

Step 2: *Reduce to a related problem that avoids the curvature of P .* A challenge in studying (7) is that as we optimize over allocations, the $P'(Y)$ term appearing in the formula for equilibrium actions may change. This step performs a reduction that avoids this complication.

We show any optimal $\boldsymbol{\sigma}^*$ must also solve a dual problem of obtaining a given team performance with a minimum total of shares distributed to agents.

Lemma 1. *Any solution $(\boldsymbol{\sigma}^*, \mathbf{a}^*)$ to (7) solves the minimization problem*

$$(8) \quad \begin{aligned} & \text{choose } \boldsymbol{\sigma}, \mathbf{a} \text{ to minimize} && \sum_{i \in N} \sigma_i \\ & \text{subject to} && Y(\mathbf{a}) = y^* \\ & && \mathbf{a} = [\mathbf{I} - P'(y^*)\beta\Sigma\mathbf{G}]^{-1}P'(y^*)\boldsymbol{\sigma} \\ & && \sigma_i \geq 0 \quad \text{for all } i \in N. \end{aligned}$$

Proof. Suppose not, so that there exists a solution $(\boldsymbol{\sigma}^*, \mathbf{a}^*)$ to (7) that does not solve (8). Fix a solution $(\boldsymbol{\sigma}^\dagger, \mathbf{a}^\dagger)$ to (8). By construction $\boldsymbol{\sigma}^*$ is feasible for (8), so we must have

$$(9) \quad \sum_{i \in N} \sigma_i^\dagger < \sum_{i \in N} \sigma_i^*.$$

Since $(\boldsymbol{\sigma}^\dagger, \mathbf{a}^\dagger)$ is a solution to (8), it must satisfy its constraints. Thus, $Y(\mathbf{a}^\dagger) = y^*$ where $\mathbf{a}^\dagger = [\mathbf{I} - \beta P'(y^*) \boldsymbol{\Sigma}^\dagger \mathbf{G}]^{-1} P'(y^*) \boldsymbol{\sigma}^\dagger$, which implies that $\boldsymbol{\sigma}^\dagger$ satisfies the constraints of (7). So we have a solution to (7) for which the constraint $\sum_i \sigma_i \leq \sum_i \sigma_i^*$ is a strict inequality. But this gives a contradiction, since the equilibrium team performance is strictly increasing in the shares σ_i given to each agent i and so this constraint must bind. We conclude that any solution $(\boldsymbol{\sigma}^*, \mathbf{a}^*)$ to (7) is a solution to (8). \square

In the rest of the proof, we will study (8). This problem is simpler because we have replaced $P'(Y)$ terms with the constant $P'(y^*)$, and therefore need not worry about the curvature of P in our optimization.

Intermission: *Some important definitions.* The third step will calculate a key derivative for studying this problem. First, it will be useful to make some definitions. The *endogenous Bonacich matrix* is defined to be¹³

$$\mathbf{M} := P'(y^*) [\mathbf{I} - \beta P'(y^*) \boldsymbol{\Sigma} \mathbf{G}]^{-1}$$

and the associated *endogenous Boniacich centralities* of the agents are defined as the column sums of this matrix:

$$b_i := \sum_{j \in N} M_{ji}.$$

These are reminiscent of the familiar Bonacich centralities, but as discussed in Section 3.1, the effective network depends on the principal's choice of $\boldsymbol{\sigma}$ and the marginal effect on success probability at the optimum. Finally, define

$$\bar{b}_i = \sum_{j \in N} M_{ji} b_j$$

to be the weighted sum of b_j , where the weights are the corresponding entries in column i of \mathbf{M} . This can be thought of as an average of agents' centralities weighted by a measure of their connectedness to agent i .

Step 3: *A formula for the derivative of team performance in shares.* The purpose of this step is to establish the following formula for the derivative $\frac{dY}{d\sigma_i}$ of team performance in the share allocation:

$$\frac{dY}{d\sigma_i} = \frac{b_i \bar{b}_i}{P'(Y)^2}.$$

To prove the formula, we begin by using the formula $Y(\mathbf{a}^*) = \mathbf{1}^T \mathbf{a}^* + \frac{\beta}{2} (\mathbf{a}^*)^T \mathbf{G} \mathbf{a}^*$:

$$\frac{dY}{d\sigma_i} = \mathbf{1}^T \frac{d\mathbf{a}^*}{d\sigma_i} + \beta (\mathbf{a}^*)^T \mathbf{G} \frac{d\mathbf{a}^*}{d\sigma_i}$$

¹³By the proof of Proposition 1, given an equity allocation $\boldsymbol{\sigma}$, the matrix inverse in this expression is well-defined and the equilibrium action profile can be written as $\mathbf{a}^* = \mathbf{M}\boldsymbol{\sigma}$.

$$(10) \quad = [\mathbf{1} + \beta \mathbf{G} \mathbf{a}^*]^T \frac{d\mathbf{a}^*}{d\sigma_i}.$$

Now we calculate the derivative of equilibrium actions in share allocation, $\frac{d\mathbf{a}^*}{d\sigma_i}$. Rearranging $\mathbf{a}^* = \mathbf{M}\boldsymbol{\sigma}$, we can characterize the equilibrium action implicitly as follows:

$$(11) \quad \mathbf{a}^* = \beta P'(y^*) \boldsymbol{\Sigma} \mathbf{G} \mathbf{a}^* + P'(y^*) \boldsymbol{\Sigma} \mathbf{1},$$

$$(12) \quad \iff \boldsymbol{\Sigma}^{-1} \mathbf{a}^* = \beta P'(y^*) \mathbf{G} \mathbf{a}^* + P'(y^*) \mathbf{1}.$$

The elements of the vector $\boldsymbol{\Sigma}^{-1} \mathbf{a}^*$ are equal to a_i/σ_i , and thus can be interpreted as the average cost, measured in equity shares, of inducing effort by agent i . An important fact for the rest of the proof is that this is equal to the endogenous Bonacich centrality of agent i .

Lemma 2. $\boldsymbol{\Sigma}^{-1} \mathbf{a}^* = \beta P'(y^*) \mathbf{G} \mathbf{a}^* + P'(y^*) \mathbf{1} = \mathbf{b}$.

Proof. It will be convenient to work with the transpose:

$$\begin{aligned} (\boldsymbol{\Sigma}^{-1} \mathbf{a}^*)^T &= (\mathbf{a}^*)^T \boldsymbol{\Sigma}^{-1} \\ &= ([\mathbf{I} - P'(y^*) \beta \boldsymbol{\Sigma} \mathbf{G}]^{-1} P'(y^*) \boldsymbol{\Sigma} \mathbf{1})^T \boldsymbol{\Sigma}^{-1} \quad \text{by (11)} \\ &= \mathbf{1}^T \boldsymbol{\Sigma} [\mathbf{I} - P'(y^*) \beta \mathbf{G} \boldsymbol{\Sigma}]^{-1} P'(y^*) \boldsymbol{\Sigma}^{-1} \\ (13) \quad &= \mathbf{1}^T [\mathbf{I} - P'(y^*) \beta \boldsymbol{\Sigma} \mathbf{G}]^{-1} P'(y^*) \quad \text{absorbing } \boldsymbol{\Sigma}, \boldsymbol{\Sigma}^{-1} \text{ into the inverse} \\ &= \mathbf{1}^T \mathbf{M} \quad \text{definition of } \mathbf{M} \\ &= \mathbf{b}^T \quad \text{definition of } \mathbf{b}. \quad \square \end{aligned}$$

Returning to the calculation of $\frac{d\mathbf{a}^*}{d\sigma_i}$, we now implicitly differentiate (11) in σ_i :

$$\frac{d\mathbf{a}^*}{d\sigma_i} = \beta \frac{d\boldsymbol{\Sigma}}{d\sigma_i} \mathbf{G} \mathbf{a}^* P'(y^*) + \beta \boldsymbol{\Sigma} \mathbf{G} \frac{d\mathbf{a}^*}{d\sigma_i} P'(y^*) + \frac{d\boldsymbol{\Sigma}}{d\sigma_i} \mathbf{1} P'(y^*).$$

Simplifying the above expression, we obtain

$$[\mathbf{I} - \beta \boldsymbol{\Sigma} \mathbf{G} P'(y^*)] \frac{d\mathbf{a}^*}{d\sigma_i} = P'(y^*) \begin{bmatrix} 0 \\ 1 + \beta (\mathbf{G} \mathbf{a}^*)_i \\ 0 \end{bmatrix},$$

where the nonzero entry of the last vector is in row i . Premultiplying this expression by $[\mathbf{I} - \beta \boldsymbol{\Sigma} \mathbf{G} P'(y^*)]^{-1}$, we get

$$\frac{d\mathbf{a}^*}{d\sigma_i} = [\mathbf{I} - \beta \boldsymbol{\Sigma} \mathbf{G} P'(y^*)]^{-1} P'(y^*) \begin{bmatrix} 0 \\ 1 + \beta (\mathbf{G} \mathbf{a}^*)_i \\ 0 \end{bmatrix}$$

$$(14) \quad = \mathbf{M} \begin{bmatrix} 0 \\ 1 + \beta (\mathbf{G}\mathbf{a}^*)_i \\ 0 \end{bmatrix}.$$

Now, substituting (14) in (10), we deduce

$$\frac{dY}{d\sigma_i} = [\mathbf{1} + \beta \mathbf{G}\mathbf{a}^*]^T \mathbf{M} \begin{bmatrix} 0 \\ 1 + \beta (\mathbf{G}\mathbf{a}^*)_i \\ 0 \end{bmatrix}.$$

Using the formula of Lemma 2 twice and the definition of \bar{b}_i , we conclude

$$\frac{dY}{d\sigma_i} = \frac{b_i \bar{b}_i}{P'(Y)^2}.$$

Step 4: Deduce that the endogenous Bonacich centralities b_i are constant across agents. We know $(\boldsymbol{\sigma}^*, \mathbf{a}^*)$ is a solution to (8). We first show that its optimality requires that $\frac{dY}{d\sigma_i}$ is equal to some constant for all agents i . (This is intuitive: it should not be possible to increase team performance by transferring shares from one agent to another.) To prove this, we combine the two constraints $Y(\mathbf{a}) = y^*$ and $\mathbf{a} = [\mathbf{I} - P'(y^*)\beta\Sigma\mathbf{G}]^{-1}P'(y^*)\boldsymbol{\sigma}$ into a single constraint,

$$(15) \quad Y([\mathbf{I} - P'(y^*)\beta\Sigma\mathbf{G}]^{-1}P'(y^*)\boldsymbol{\sigma}) = y^*,$$

noting that $P'(y^*)$ is now a constant, so the argument of the function Y here depends only on $\boldsymbol{\sigma}$. The Lagrangian first-order conditions for the share-minimization problem (8) subject to the constraint (15) read

$$\frac{d\sum_i \sigma_i}{d\sigma_i} - \lambda \frac{dY}{d\sigma_i} = 0,$$

where λ is the multiplier on the constraint. (Recall we have dropped any inactive agents, so the nonnegativity constraints do not bind.) Since $\frac{d\sum_i \sigma_i}{d\sigma_i} = 1$ for all agents, at any optimum, $\frac{dY}{d\sigma_i}$ is equal to some constant for all agents i .

By the formula obtained in Step 3, this requires that

$$b_i \bar{b}_i \text{ is constant across agents } i.$$

The idea of the rest of this step is to show that this is possible only if all the b_i are identical. The intuition is that both b_i and \bar{b}_i are centrality measures closely related to Bonacich centrality. If the b_i are not all identical, then the agent with maximum b_i must have minimum \bar{b}_i , a strange situation. To show formally this is impossible, suppose that there exist two agents $i^* \in N$ with $i^* = \arg \min_{k \in N} b_k$ and $j^* \in N$ with $j^* = \arg \max_{k \in N} b_k$ such that $b_{i^*} < b_{j^*}$.¹⁴

¹⁴We are grateful to Michael Ostrovsky for suggesting the argument in the next paragraph.

Then we have that, for agent i^* ,

$$(16) \quad b_{i^*} \bar{b}_{i^*} < b_{i^*} b_{j^*} \sum_{j \in N} M_{ji^*} = (b_{i^*})^2 b_{j^*},$$

using the maximality of b_{j^*} among the b_j and the definitions of \bar{b}_{i^*} and b_{i^*} . But we similarly have that, for agent j^* ,

$$(17) \quad b_{j^*} \bar{b}_{j^*} > b_{j^*} b_{i^*} \sum_{j \in N} M_{jj^*} = b_{i^*} (b_{j^*})^2.$$

We showed above that $b_{i^*} \bar{b}_{i^*} = b_{j^*} \bar{b}_{j^*}$ for any two agents i^* and j^* , and so combining (16) and (17) implies

$$(b_{i^*})^2 b_{j^*} > b_{i^*} (b_{j^*})^2.$$

This contradicts our assumption $b_{j^*} > b_{i^*}$, so we must have b_i equal to some constant c_1 for all i in N .

Step 5: Conclude the neighborhood equity $(\mathbf{G}\boldsymbol{\sigma})_i$ is constant across (active) agents. By (13) and Step 2, we have

$$(\mathbf{1}^T [\mathbf{I} - P'(y^*) \beta \boldsymbol{\Sigma} \mathbf{G}]^{-1} P'(y^*))_i = c_1$$

for all i . Therefore,

$$P'(y^*) = c_1 - P'(y^*) \beta c_1 (\mathbf{G}\boldsymbol{\sigma})_i$$

for all i , so there exists a constant c such that $(\mathbf{G}\boldsymbol{\sigma})_i = c$ for all i (among the subnetwork of active agents).

Part (b): We now compute the equilibrium action vector under the optimal allocation. We calculate

$$\begin{aligned} \mathbf{a}^* &= [\mathbf{I} - P'(Y^*) \beta \boldsymbol{\Sigma}^* \mathbf{G}]^{-1} P'(Y^*) \boldsymbol{\sigma}^*, \\ &= \sum_{k=0}^{\infty} P'(Y^*)^k \beta^k (\boldsymbol{\Sigma}^* \mathbf{G})^k P'(Y^*) \boldsymbol{\sigma}^*, \\ &= \sum_{k=0}^{\infty} P'(Y^*)^k \beta^k c^k \boldsymbol{\sigma}^* \\ &= \frac{P'(Y^*) \boldsymbol{\sigma}^*}{1 - P'(Y^*) \beta c}, \end{aligned}$$

where the second equality follows from writing out the expansion of the inverse. The third equality follows from the characterization of the optimal equity shares above for entries corresponding to active agents, and holds for inactive agents because both sides are zero. Convergence of the geometric series follows from the proof of [Proposition 1](#).

Part (c): For all active agents i , we have

$$(\mathbf{G}\mathbf{a}^*)_i = \frac{P'(Y^*)(\mathbf{G}\boldsymbol{\sigma}^*)_i}{1 - P'(Y^*)\beta c} = \frac{P'(Y^*)c}{1 - P'(Y^*)\beta c}$$

where the first equality applies part (b) and the second equality applies part (a). \square

We next state and prove a lemma, discussed in [Section 4](#), which will be used in subsequent proofs.

Lemma 3. *An allocation $\boldsymbol{\sigma}$ is optimal among those with a given sum of shares $\sum_{i \in N} \sigma_i = s$ if and only if it solves*

$$\begin{aligned} & \max_{\boldsymbol{\sigma}} \quad c \\ & \text{subject to} \quad (\mathbf{G}\boldsymbol{\sigma})_i = c \text{ whenever } \sigma_i > 0. \end{aligned}$$

In particular, the active sets at optimal allocations are the same as the sets of non-negative indices under solutions to this optimization problem.

Proof. By [Theorem 1](#), there exists a constant c such that for all agents that get a strictly positive equity at the optimal solution, $(\mathbf{G}\boldsymbol{\sigma}^*)_i = c$. At any solution which satisfies the balanced equity condition and allocates a fraction s of shares to agents, the team performance

$$Y^* = \mathbf{1}^T \mathbf{a}^* + \frac{\beta}{2} (\mathbf{a}^*)^T \mathbf{G} \mathbf{a}^*$$

can be rewritten as

$$(18) \quad Y^* = \left(\frac{P'(Y^*)}{1 - \beta P'(Y^*)c} + \frac{\beta P'(Y^*)^2 c}{2(1 - \beta P'(Y^*)c)^2} \right) s.$$

We will conclude from the above expression that team performance is increasing in c . For a given c , the team performance $Y^*(c)$ is the solution to $f(y, c) = y$, where we define

$$f(y, c) := \left(\frac{P'(y)}{1 - \beta P'(y)c} + \frac{\beta P'(y)^2 c}{2(1 - \beta P'(y)c)^2} \right) s.$$

By assumption $P(\cdot)$ is concave and twice differentiable, so $f(y, c)$ is decreasing in y . Since we have also assumed $P(\cdot)$ is strictly increasing, we have $\frac{\partial f}{\partial c} > 0$ for all y and thus $Y^*(c)$ is increasing in c . \square

Proof of [Proposition 2](#). By [Lemma 3](#), the optimal active set is determined by an optimization problem that is independent of β . So if the active set for the allocation $\boldsymbol{\sigma}_0^*$ is optimal for complementarity parameter β_0 , the same active set is optimal for complementarity parameter β_1 . Call this active set $\tilde{\mathbf{G}}$.

By [Theorem 1](#), the optimal allocation with this active set is characterized by $\sigma_0^* = \tilde{\mathbf{G}}^{-1} \mathbf{1} c_0$ for some constant $c_0 > 0$ when the complementarity parameter is β_0 . Similarly, the allocation with this active set is characterized by $\sigma_1^* = \tilde{\mathbf{G}}^{-1} \mathbf{1} c_1$ for some constant $c_1 > 0$ when the complementarity parameter is β_0 . This implies the claim with $k = c_1/c_0$. \square

Proof of [Proposition 3](#). We consider the success probability objective as the argument is essentially the same for both objectives. By [Lemma 3](#), any optimal allocation maximizes $(G\sigma)_i$ for active agents i among allocations σ satisfying the balanced equity condition.

Let $\bar{g} = \max_{i,j} G_{ij}$ and choose i and j such that the link between i and j obtains this maximum weight. Setting $\sigma_i = \sigma_j = \frac{1}{2}$ and all other $\sigma_k = 0$ gives $(G\sigma)_i = (G\sigma)_j = \bar{g}/2$. We now show this value cannot be obtained with an active set with diameter greater than 2.

Suppose there is an optimal allocation σ^* with an active set A^* with diameter greater than 2. Choose active agents i and j such that the distance between i and j is at least 2. The subsets $\{i\}$, $\{j\}$, $N(i) \cap A^*$, and $N(j) \cap A^*$ of the active set are all disjoint.

The balanced equity condition implies that $(G\sigma^*)_i = (G\sigma^*)_j = c$ for some constant c , and we have

$$\begin{aligned} 2c &= (G\sigma^*)_i + (G\sigma^*)_j \\ &\leq \bar{g} \sum_{k \in N(i) \cup N(j)} \sigma_k^* \\ &< \bar{g}, \end{aligned}$$

where the last inequality holds because $\sigma_i^* > 0$ so $\sum_{k \in N(i) \cup N(j)} \sigma_k^* < 1$. Since we showed we can obtain a value of $c = \bar{g}/2$, this contradicts the optimality of σ^* . \square

Proof of [Theorem 2](#). We consider the success probability objective as the argument is essentially the same for both objectives. By [Lemma 3](#), any optimal allocation maximizes the constant $c = (G\sigma)_i$ for active agents i among allocations σ satisfying the balanced equity condition.

Let the size of the maximum clique in the network be \bar{k} . [Theorem 1](#) implies that the optimal allocation with active set a clique of size k gives all active agents equal shares $\frac{1}{k}$. Under this allocation, the balanced equity condition holds with constant $c = \frac{\bar{k}-1}{\bar{k}}$.

Suppose an allocation σ satisfies the balanced neighborhood equity condition with constant $c > \frac{\bar{k}-1}{\bar{k}}$. We will show the active set under this allocation must contain a clique of size at least $\bar{k} + 1$, which contradicts our assumption that the size of the maximum clique is \bar{k} .

Define

$$k^* = \arg \max_{k \in \mathbb{Z}} \left\{ c - \left(\frac{k-1}{k} \right) > 0 \right\}.$$

We will show that the active set under σ contains a clique of size $k^* + 1 > \bar{k}$. Call the set of vertices of this active set by A^* . First observe that the equity that each agent gets is at most $(1-c)$. This is because each agent's neighbors receive equity shares summing to c and the total of all equity shares is 1.

We will define a sequence of agents i^0, \dots, i^{k^*} inductively such that i^0, i^1, \dots, i^k is a clique for all k . Fix some i^0 in the active set and define $N_S(i^0) := N(i^0)$. Given i^0, i^1, \dots, i^k for any $k < k^*$, we define

$$N_S(i^k) := \bigcap_{l=0}^k N(i^l).$$

Given i^0, \dots, i^k with $0 \leq k < k^*$, we want to choose i^{k+1} to be an arbitrary agent in $N_S(i^k)$. To do so, we must show $N_S(i^k)$ is non-empty.

We will prove that the total equity in $N_S(i^k)$ is at least $(k+1)c - k$, i.e.,

$$\sum_{i \in N_S(i^k)} \sigma_i \geq (k+1)c - k.$$

We show this by induction on k . The base case $k = 0$ holds by the balanced neighborhood equity condition.

The inductive hypothesis is

$$\sum_{i \in N_S(i^{k-1})} \sigma_i \geq kc - (k-1).$$

This implies

$$(19) \quad \sum_{i \in N(i^0) \setminus N_S(i^{k-1})} \sigma_i \leq (k-1)(1-c)$$

since $\sum_{i \in N(i^0)} \sigma_i = c$.

Since i^k is active, we also have $\sum_{i \in N(i^k)} \sigma_i = c$. We can decompose the equity in this neighborhood, potentially along with additional agents' shares, as

$$\sum_{i \in A^* \setminus N(i^0)} \sigma_i + \sum_{i \in N(i^0) \setminus N_S(i^{k-1})} \sigma_i + \sum_{i \in N_S(i^k)} \sigma_i \geq c.$$

By the balanced neighborhood equity condition for agent i^0 and (19), this implies

$$\sum_{i \in N_S(i^k)} \sigma_i \geq (k+1)c - k,$$

completing the induction. Since $c > \frac{k^*-1}{k^*}$, this implies that $N_S(i^k)$ is non-empty for each $k \in \{1, \dots, k^* - 1\}$. So we can construct i^0, \dots, i^{k^*} as described above.

By construction, the subnetwork $\{i^0, \dots, i^{k^*}\}$ is a clique of size $k^* + 1$. Since we have assumed the maximum clique has size \bar{k} , this contradicts the existence of an allocation σ satisfying the balanced neighborhood equity condition with constant $c > \frac{\bar{k}-1}{\bar{k}}$. Thus the maximum clique must be an optimal allocation. \square

Proof of Proposition 4. Theorem 1 tells us that, for all agents such that $\sigma_i^* > 0$, we have

$$\sigma^* = c\tilde{\mathbf{G}}^{-1}\mathbf{1}.$$

We will use the matrix calculus expression

$$\frac{\partial \mathbf{G}(t)^{-1}}{\partial t} = -\mathbf{G}(t)^{-1} \frac{\partial \mathbf{G}(t)}{\partial t} \mathbf{G}(t)^{-1}.$$

Taking the derivative with respect to G_{jk} , we have that

$$\frac{\partial \sigma^*}{\partial G_{jk}} = -c\tilde{\mathbf{G}}^{-1} \frac{\partial \tilde{\mathbf{G}}}{\partial G_{jk}} \tilde{\mathbf{G}}^{-1}\mathbf{1} + \frac{\partial c}{\partial G_{jk}} \tilde{\mathbf{G}}^{-1}\mathbf{1}.$$

Analyzing the i^{th} element in this vector gives

$$\frac{\partial \sigma_i^*}{\partial G_{jk}} = -c(\tilde{\mathbf{G}}^{-1}\mathbf{1})_j (\tilde{\mathbf{G}}^{-1})_{ik} - c(\tilde{\mathbf{G}}^{-1}\mathbf{1})_k (\tilde{\mathbf{G}}^{-1})_{ij} + \frac{\partial c}{\partial G_{jk}} \cdot (\tilde{\mathbf{G}}^{-1}\mathbf{1})_i.$$

The result follows from $\sigma_i^* = c(\tilde{\mathbf{G}}^{-1}\mathbf{1})_i$ and the analogous expressions with indices j and k . \square

Proof of Proposition 5. We want to calculate the derivative of the team performance Y^* under the optimal allocation as G_{ij} increases. By the envelope theorem, we can calculate this derivative by holding fixed the allocation σ^* . To do so, we calculate the derivative of the equilibrium team performance Y^* for a given allocation σ as G_{ij} increases. We will then substitute $\sigma = \sigma^*$.

Letting \mathbf{a}^* be the equilibrium action profile under the allocation σ , we calculate

$$\begin{aligned} \frac{\partial Y}{\partial G_{ij}} &= \frac{\partial \mathbf{1}^T \mathbf{a}^* + \frac{\beta}{2} (\mathbf{a}^*)^T \mathbf{G} \mathbf{a}^*}{\partial G_{ij}}, \\ &= \mathbf{1}^T \frac{\partial \mathbf{a}^*}{\partial G_{ij}} + \beta (\mathbf{a}^*)^T \mathbf{G} \frac{\partial \mathbf{a}^*}{\partial G_{ij}} + \frac{\beta}{2} (\mathbf{a}^*)^T \frac{\partial \mathbf{G}}{\partial G_{ij}} \mathbf{a}^*, \\ &= [\mathbf{1}^T + \beta (\mathbf{a}^*)^T \mathbf{G}] \frac{\partial \mathbf{a}^*}{\partial G_{ij}} + \beta a_i^* a_j^*. \end{aligned}$$

The equilibrium action satisfies $\mathbf{a}^* = \beta P'(Y) \Sigma \mathbf{G} \mathbf{a}^* + P'(Y) \Sigma \mathbf{1}$. Thus, we can write

$$\begin{aligned} \frac{\partial \mathbf{a}^*}{\partial G_{ij}} &= \beta P'(Y) \Sigma \frac{\partial \mathbf{G}}{\partial G_{ij}} \mathbf{a}^* + \beta P'(Y) \Sigma \mathbf{G} \frac{\partial \mathbf{a}^*}{\partial G_{ij}} + (\beta \Sigma \mathbf{G} \mathbf{a}^* + \Sigma \mathbf{1}) \frac{\partial P'(Y)}{\partial G_{ij}}, \\ &= \beta \begin{bmatrix} 0 \\ \sigma_i a_j^* \\ 0 \\ \sigma_j a_i^* \\ 0 \end{bmatrix} P'(Y) + \beta P'(Y) \Sigma \mathbf{G} \frac{\partial \mathbf{a}^*}{\partial G_{ij}} + (\beta \Sigma \mathbf{G} \mathbf{a}^* + \Sigma \mathbf{1}) P''(Y) \frac{\partial Y}{\partial G_{ij}}. \end{aligned}$$

where $\Sigma \frac{\partial \mathbf{G}}{\partial G_{ij}} \mathbf{a}^*$ is a vector with the i^{th} element equal to $\sigma_i a_j^*$, the j^{th} element equal to $\sigma_j a_i^*$ and the rest of the elements equal to zero. Solving for $\frac{\partial \mathbf{a}^*}{\partial G_{ij}}$ gives

$$\frac{\partial \mathbf{a}^*}{\partial G_{ij}} = [\mathbf{I} - \beta P'(Y) \Sigma \mathbf{G}]^{-1} \left(\beta P'(Y) \begin{bmatrix} 0 \\ \sigma_i a_j^* \\ 0 \\ \sigma_j a_i^* \\ 0 \end{bmatrix} + \Sigma [\mathbf{1} + \beta \mathbf{G} \mathbf{a}^*] P''(Y) \frac{\partial Y}{\partial G_{ij}} \right).$$

Substituting into the expression for $\frac{\partial Y}{\partial G_{ij}}$ gives

$$\begin{aligned} \frac{\partial Y}{\partial G_{ij}} &\left[1 - (\mathbf{1} + \beta \mathbf{G} \mathbf{a}^*)^T [\mathbf{I} - \beta P'(Y) \Sigma \mathbf{G}]^{-1} \Sigma (\mathbf{1} + \beta \mathbf{G} \mathbf{a}^*) P''(Y) \right] \\ &= \beta P'(Y) [\mathbf{1}^T + \beta (\mathbf{a}^*)^T \mathbf{G}] [\mathbf{I} - \beta P'(Y) \Sigma \mathbf{G}]^{-1} \begin{bmatrix} 0 \\ \sigma_i a_j^* \\ 0 \\ \sigma_j a_i^* \\ 0 \end{bmatrix} + \beta a_i^* a_j^*. \end{aligned}$$

We now use the optimality of $\boldsymbol{\sigma}$, which implies the equality $\mathbf{a}^* = \boldsymbol{\sigma}^* \frac{P'(Y)}{1 - \beta c P'(Y)}$ by [Theorem 1](#). Applying this, we obtain

$$\frac{\partial Y^*}{\partial G_{ij}} = \beta \sigma_i^* \sigma_j^* P'(Y^*)^2 \frac{\left(\frac{2}{(1 - \beta c P'(Y^*))^3} + \frac{1}{(1 - \beta c P'(Y^*))^2} \right)}{1 - \frac{P''(Y^*) \sum_i \sigma_i^*}{(1 - \beta c P'(Y^*))^3}}.$$

The right-hand side has the desired form. \square

Proof of Proposition 6. We can assume without loss of generality that all agents in \mathbf{G} are active under $\boldsymbol{\sigma}^*$ (by dropping any inactive agents from the network). Consider a feasible allocation $\boldsymbol{\sigma}$ satisfying the balanced neighborhood equity condition $\mathbf{G} \boldsymbol{\sigma} = c \mathbf{1}$ and let $s = \sum_i \sigma_i \in [0, 1]$ be the sum of shares under this allocation. Such an allocation will exist for any $s \in [0, 1]$, as \mathbf{G} is the optimal active set

and thus $(\mathbf{G}^{-1}\mathbf{1})_i > 0$ for all i in \mathbf{G} . The balanced neighborhood equity condition implies that

$$c = \frac{s}{\mathbf{1}^T \mathbf{G}^{-1} \mathbf{1}}.$$

Applying (18), we can write the residual profit for the principal under this allocation as

$$V(s, \beta) = \alpha^2 s(1-s) \left(\frac{1}{1 - \beta\alpha \frac{s}{\mathbf{1}^T \mathbf{G}^{-1} \mathbf{1}}} + \frac{\beta\alpha \frac{s}{\mathbf{1}^T \mathbf{G}^{-1} \mathbf{1}}}{2 \left(1 - \beta\alpha \frac{s}{\mathbf{1}^T \mathbf{G}^{-1} \mathbf{1}}\right)^2} \right).$$

So for a fixed β for which $\boldsymbol{\sigma}^*$ is an optimal allocation, the sum of shares under this allocation solves the optimization problem

$$V^*(\beta) = \max_{s \in [0,1]} s(1-s) \left(\frac{1}{1 - \beta\alpha \frac{s}{\mathbf{1}^T \mathbf{G}^{-1} \mathbf{1}}} + \frac{\beta\alpha \frac{s}{\mathbf{1}^T \mathbf{G}^{-1} \mathbf{1}}}{2 \left(1 - \beta\alpha \frac{s}{\mathbf{1}^T \mathbf{G}^{-1} \mathbf{1}}\right)^2} \right).$$

We will characterize the solution to this optimization problem. We define $k^* := \mathbf{1}^T \mathbf{G}^{-1} \mathbf{1}$ and claim that $\beta\alpha < k^*$. We must have $\beta \in \left(0, \frac{1}{\alpha \rho(\boldsymbol{\Sigma} \mathbf{G})}\right)$ by our assumption that equilibrium team performance is in $[0, \bar{Y}]$. Observe that $c = s/k^*$ is an eigenvalue for the matrix $\boldsymbol{\Sigma} \mathbf{G}$ for any $s \in [0, 1]$, with right eigenvector $\boldsymbol{\sigma}$. Thus we have

$$\frac{s}{k^*} \leq \rho(\boldsymbol{\Sigma} \mathbf{G}) < \frac{1}{\beta\alpha}.$$

Choosing $s = 1$ then verifies the claim $\beta\alpha < k^*$.

We now return to the problem of maximizing $V(s, \beta)$. Taking the partial derivative with respect to s , we find

$$\frac{\partial V(s, \beta)}{\partial s} = \frac{k^* \alpha^2 (-(\beta\alpha)^2 s^3 + 3\beta\alpha k^* s^2 - 4(k^*)^2 s + 2(k^*)^2)}{2(k^* - \beta\alpha s)^3}.$$

It suffices to study the behavior of $V(s, \beta)$ when $s \in [0, 1]$. Define

$$p(s, \beta) := -(\beta\alpha)^2 s^3 + 3\beta\alpha k^* s^2 - 4(k^*)^2 s + 2(k^*)^2$$

to be the numerator of $V(s, \beta)$. The partial derivative of $p(s, \beta)$ with respect to s is

$$\frac{\partial p(s, \beta)}{\partial s} = -3(\beta\alpha)^2 s^2 + 6\beta\alpha k^* s - 4(k^*)^2 < -3(\beta\alpha s + k^*)^2.$$

Since the right-hand expression is strictly negative, the function $p(s, \beta)$ is strictly decreasing in $s \in [0, 1]$. Thus $p(\cdot, \beta)$ has only one real root for each β .

We claim that this root lies in $(\frac{1}{2}, 1)$. At $s = \frac{1}{2}$, we have

$$p\left(\frac{1}{2}, \beta\right) = \left(-(\beta\alpha)^2 \cdot \frac{1}{8} + 3\beta\alpha k^* \cdot \frac{1}{4}\right) > 0,$$

for any $\beta\alpha < k^*$. At $s = 1$, we have

$$p(1, \beta) = (k^* - \beta\alpha)(\beta\alpha - 2k^*) < 0,$$

for any $\beta\alpha < k^*$. This proves the claim.

For $s \in [0, 1]$, the denominator of $V(s, \beta)$ is strictly positive for any $\beta\alpha < k^*$. So for each β , the sum of shares s at the optimal allocation is characterized by $p(s, \beta) = 0$. We calculate

$$\frac{\partial p(s, \beta)}{\partial \beta} = 3\alpha k^* s^2 - 2\beta\alpha^2 s^3 = \alpha s^2 (3k^* - 2\beta\alpha s) > 0,$$

where the inequality holds for all $s \in (0, 1)$. Since $p(s, \beta)$ is strictly decreasing in s for each β , the sum of shares s at the optimal allocation is increasing in β . \square

APPENDIX B. THREE-AGENT NETWORKS (FOR ONLINE PUBLICATION)

In this section, we describe the optimal equity allocation in a three-agent weighted network (without self-links). We begin by describing the optimal allocation and then discuss how this allocation changes as we vary the network.

We first describe which agents receive the most equity and which agents are active as a function of the network structure. We then derive comparative statics of the optimal equity shares as the network structure varies. We will see that the equity given to an agent need not be monotonic with respect to the weights on his links.

Without loss of generality, we can assume the adjacency matrix is

$$\mathbf{G} = \begin{bmatrix} 0 & 1 & G_{13} \\ 1 & 0 & G_{23} \\ G_{13} & G_{23} & 0 \end{bmatrix},$$

with the ordering $1 \geq G_{13} \geq G_{23} \geq 0$.¹⁵ We will consider the case when all three links have positive weight, i.e., $G_{23} > 0$.

Our first result ranks agents' equity allocations and describes the active set:

Proposition 7. *For any $\beta > 0$, there is a unique optimal allocation. The set of active agents in an optimal allocation is $\{1, 2, 3\}$ if and only if*

$$G_{13} + G_{23} > 1.$$

The shares at the optimal allocation are ranked

$$\sigma_1^* \geq \sigma_2^* \geq \sigma_3^*.$$

We defer proofs to the end of this section. The first part of the proposition states the optimal allocation is unique, or equivalently there is a unique best active set for all networks. The second part of the proposition characterizes the active set under the optimal allocation. All agents are active precisely when each agent's degree is greater than the weight of the opposing link, and otherwise only the two higher-degree agents are active. Intuitively, it must be the case that the combination of the two lower-weight links provides complementarities at least as strong as the highest-weight link. Otherwise, the principal prefers to give equity only to the two higher-degree agents.

The final part of the proposition describes which agents receive the most equity. Under any optimal allocation, equity shares are increasing in degree. Intuitively, the weights on links originating from agent 1 dominate those originating from

¹⁵To reduce to this case, we can reorder agents and then normalize the link G_{12} to 1.

agent 2, which in turn dominate links from agent 3. From the balanced neighborhood equity characterization of the optimal equity incentives, we expect that agents with stronger links receive more equity.¹⁶

We now turn to comparative statics of the optimal equity allocation with respect to the weight of the weakest link G_{23} , fixing the weight $G_{13} > \frac{1}{2}$. By [Proposition 7](#), agent 3 is active if and only if $G_{23} > 1 - G_{13}$. We will restrict to this interval to take comparative statics, as the optimal allocation does not depend on G_{23} below the threshold $1 - G_{13}$.

Proposition 8. *Fix $G_{13} > \frac{1}{2}$. When $G_{23} \in (1 - G_{13}, G_{13})$, we have*

$$\frac{\partial \left(\frac{\sigma_2^*}{\sigma_3^*} \right)}{\partial G_{23}} < 0, \quad \text{and} \quad \frac{\partial \left(\frac{\sigma_1^*}{\sigma_3^*} \right)}{\partial G_{23}} < 0.$$

Moreover, there exists a threshold $g^ \in (0, 1)$, which is a function of G_{13} , such that*

$$\frac{\partial \left(\frac{\sigma_1^*}{\sigma_2^*} \right)}{\partial G_{23}} > 0 \text{ if } G_{23} < g^*(G_{13}) \quad \text{and} \quad \frac{\partial \left(\frac{\sigma_1^*}{\sigma_2^*} \right)}{\partial G_{23}} < 0 \text{ if } G_{23} > g^*(G_{13}).$$

Under the success probability objective, all equity is allocated and there is no question of how the sum of shares changes; in that case, an immediate implication of [Proposition 8](#) is that the equity of agent 2 is decreasing in G_{23} for small G_{23} , while the equity of agent 1 is decreasing in G_{23} for large G_{23} .

Corollary 1. *In the success probability problem, increasing G_{23} decreases agent 2's optimal share σ_2^* when all agents are active and $G_{23} < g^*(G_{13})$. Increasing G_{23} decreases agent 1's optimal share σ_1^* when $G_{23} > g^*(G_{13})$.*

The first part of the result is more counterintuitive: it says that increasing the strength of an agent's collaborations can decrease the agent's relative equity share. This is what happens to agent 2 when G_{23} is increased starting from a low level. Once G_{23} gets large enough, however, the equity given to agent 2 begins increasing; this is financed by taking equity from agent 1, whose stake is then decreasing in this regime by the second part of the corollary.

B.1. Proofs for three-agent networks. We now prove the two propositions in this section.

Proof of [Proposition 7](#). As a preliminary, we prove any optimal active set has at least two agents. Suppose only agent i were active. Let the optimal equity allocation for such an agent be σ^* . The principal then maximizes the output $(1 - \sigma)P(\sigma)$, so σ^* solves $P(\sigma^*) = (1 - \sigma^*)P'(\sigma^*)$ for the residual profits objective

¹⁶Roughly speaking, an agent i 's degree times average equity in i 's neighborhood is equal to a constant. So agents with higher degree need to have neighbors with lower equity. With three agents this means that higher degree implies higher equity.

or $\sigma^* = 1$ for the success probability objective. But, for any $\beta > 0$, the principal can strictly increase residual profits by giving agents 1 and 2 each shares $\sigma_1 = \sigma_2 = \sigma^*/2$ or increase the success probability by giving shares $\sigma_1 = \sigma_2 = \frac{1}{2}$, which gives a contradiction.

We claim that the unique active set is all three agents if and only if $G_{13} + G_{23} > 1$. If all agents are active at an optimal allocation, then [Theorem 1](#) characterizes the optimal shares as

$$\sigma_1^* = \frac{1 + G_{13} - G_{23}}{2G_{13}}c, \quad \sigma_2^* = \frac{1 + G_{23} - G_{13}}{2G_{23}}c, \quad \sigma_3^* = \frac{G_{23} + G_{13} - 1}{2G_{23}G_{13}}c,$$

for some constant c . A necessary condition for $\{1, 2, 3\}$ to be an optimal active set is $\sigma_3^* > 0$, which is equivalent to $G_{13} + G_{23} > 1$.

To prove the claim, it remains to show this condition is sufficient: if $G_{13} + G_{23} > 1$, then the unique active set is all three agents. Fix an optimal allocation σ^* and let $s = \sum_i \sigma_i^*$ be the corresponding sum of shares. By [Lemma 3](#), this optimal allocation must maximize the constant c in the expression $\tilde{\mathbf{G}}\sigma = c\mathbf{1}$ among feasible allocations with $\sum_i \sigma_i = s$.

First suppose the active set is $\{1, 2\}$. By [Theorem 1](#), the two agents receive equal equity shares $\sigma_1 = \sigma_2 = s/2$ and we obtain $G\sigma = s/2$.

Suppose the principal instead allocated s shares among all three agents so that the balanced neighborhood equity condition is satisfied. This requires

$$\sigma_1 = \frac{1 + G_{13} - G_{23}}{2G_{13}} \cdot c, \quad \sigma_2 = \frac{1 + G_{23} - G_{13}}{2G_{23}} \cdot c, \quad \sigma_3 = \frac{G_{23} + G_{13} - 1}{2G_{23}G_{13}} \cdot c.$$

Since $G_{13} + G_{23} > 1$, the three shares $\sigma_1, \sigma_2, \sigma_3 > 0$, so we have defined a feasible equity allocation. Combining the expressions for the σ_i ,

$$c = \frac{2G_{13}G_{23}s}{2(G_{23} + G_{13}) - 1 - (G_{13} - G_{23})^2} > 0.$$

It remains to check that this allocation gives a higher constant c than the allocation $\sigma_1 = \sigma_2 = s/2$ and $\sigma_3 = 0$ with two active agents. This holds if

$$\begin{aligned} \frac{2G_{13}G_{23}s}{2(G_{23} + G_{13}) - 1 - (G_{13} - G_{23})^2} &> s/2, \\ \iff (G_{13} + G_{23} - 1)^2 &> 0, \end{aligned}$$

and the bottom inequality holds since $G_{13} + G_{23} > 1$. This shows that there is a unique optimal allocation and the active set at this allocation is $\{1, 2, 3\}$.

Finally, we prove that $\sigma_1^* \geq \sigma_2^* \geq \sigma_3^*$ by considering both possible active sets. When all agents are active, by [Theorem 1](#), the optimal shares satisfy

$$\sigma_2^* + G_{13}\sigma_3^* = \sigma_1^* + G_{23}\sigma_3^* = G_{13}\sigma_1^* + G_{23}\sigma_2^*,$$

where $\sigma_1^*, \sigma_2^*, \sigma_3^* > 0$. We have assumed $G_{23} > 0$, so $\sigma_1^* \geq \sigma_2^* \geq \sigma_3^*$.

When only agents 1 and 2 are active, by [Theorem 1](#), the two active agents i and j receive equal shares $\sigma_i^* = \sigma_j^* = \sigma^*$ while agent 3 receives no shares. \square

Proof of [Proposition 8](#). Since we are working in the range of values where the optimal active set is all three agents, [Theorem 1](#) implies

$$\frac{\sigma_2^*}{\sigma_3^*} = \frac{G_{13}(G_{23} + 1 - G_{13})}{G_{23} + G_{13} - 1}.$$

Taking the derivative of the ratio of the optimal shares with respect to G_{23} , we get that

$$\frac{\partial \left(\frac{\sigma_2^*}{\sigma_3^*} \right)}{\partial G_{23}} = -\frac{2G_{13}(1 - G_{13})}{(G_{23} + G_{13} - 1)^2} < 0.$$

Turning to the relative shares between agent 1 and 3, [Theorem 1](#) implies

$$\frac{\sigma_1^*}{\sigma_3^*} = \frac{G_{23}(G_{13} + 1 - G_{23})}{G_{23} + G_{13} - 1}.$$

Taking the derivative of this ratio with respect to G_{23} , we get that

$$\frac{\partial \left(\frac{\sigma_1^*}{\sigma_3^*} \right)}{\partial G_{23}} = \frac{(G_{13} - 1)(1 + G_{13} - G_{23}) - G_{23}(G_{23} + G_{13} - 1)}{(G_{23} + G_{13} - 1)^2} < 0,$$

where the inequality follows from [Proposition 7](#). Finally, we have that

$$\frac{\sigma_1^*}{\sigma_2^*} = \frac{(1 + G_{13} - G_{23})G_{23}}{(1 + G_{23} - G_{13})G_{13}}.$$

Taking the derivative with respect to G_{23} and analyzing the quadratic function in G_{23} in the numerator gives the result with threshold

$$g^*(G_{13}) = \sqrt{1 - G_{13}} \left(\sqrt{2} - \sqrt{1 - G_{13}} \right). \quad \square$$

APPENDIX C. SPECTRAL RADIUS MAXIMIZATION (FOR ONLINE PUBLICATION)

We now state and prove the connection to the spectral radius maximization problem discussed in [Section 6.5](#). Recall the spectral radius of a matrix \mathbf{M} , which we write as $\rho(\mathbf{M})$, is the largest magnitude of an eigenvalue of \mathbf{M} .

Proposition 9. *If $\boldsymbol{\sigma}^*$ is optimal for the success probability objective, then $\boldsymbol{\Sigma}^* = \text{diag}(\boldsymbol{\sigma}^*)$ maximizes the spectral radius $\rho(\boldsymbol{\Sigma}\mathbf{G})$ among matrices $\boldsymbol{\Sigma} = \text{diag}(\boldsymbol{\sigma})$ such that $\boldsymbol{\sigma}$ is a feasible allocation.*

Proof. For the proof, we consider the alternate model (discussed in [Section 2.1](#)) in which the team has a deterministic output $P(Y)$ and the principal allocates equity shares $\sigma_i P(Y)$ to each agent i . We moreover assume that $P(Y) = Y$. Our analysis applies essentially unchanged, with equilibrium actions under shares $\boldsymbol{\sigma}$ now given by

$$\mathbf{a}^* = [I - \beta \boldsymbol{\Sigma} \mathbf{G}]^{-1} \boldsymbol{\sigma}.$$

In particular, the optimal allocations are unchanged and [Proposition 2](#) continues to apply in this alternate model.

Suppose $\boldsymbol{\sigma}^*$ is optimal for the output objective for some complementarity parameter β_0 but does not maximize the spectral radius $\rho(\boldsymbol{\Sigma} \mathbf{G})$. Let $\boldsymbol{\sigma}'$ maximize the spectral radius $\rho(\boldsymbol{\Sigma} \mathbf{G})$. Then, by assumption, $\rho(\boldsymbol{\Sigma}^* \mathbf{G}) < \rho(\boldsymbol{\Sigma}' \mathbf{G})$. Recall that given shares $\boldsymbol{\sigma}$, the equilibrium actions are

$$\mathbf{a}^* = [I - \beta \boldsymbol{\Sigma} \mathbf{G}]^{-1} \boldsymbol{\sigma}.$$

Since $\boldsymbol{\sigma}$ is the right eigenvector of $\boldsymbol{\Sigma} \mathbf{G}$ with largest eigenvalue, we have

$$\mathbf{a}^* = \frac{1}{1 - \beta \rho(\boldsymbol{\Sigma} \mathbf{G})} \boldsymbol{\sigma}.$$

Taking the limit of β to $1/\rho(\boldsymbol{\Sigma}' \mathbf{G})$ from below, we have $\|\mathbf{a}^*\|_2 \rightarrow \infty$ under the equity allocation $\boldsymbol{\sigma}'$ but $\|\mathbf{a}^*\|_2$ remains bounded under the equity allocation $\boldsymbol{\sigma}^*$. So we can choose β_1 such that the team performance with shares $\boldsymbol{\sigma}'$ is strictly greater than the team performance with shares $\boldsymbol{\sigma}^*$. This implies that $\boldsymbol{\sigma}^*$ does not maximize the output objective with complementarity parameter β_1 . [Proposition 2](#) implies that $\boldsymbol{\sigma}^*$ does not maximize the success probability with complementarity parameter β_0 either, giving a contradiction. Thus, any solution to the principal's problem maximizes the spectral radius $\rho(\boldsymbol{\Sigma} \mathbf{G})$. \square